



Combination of Large, Mid & Small cap companies for your investment appetite.

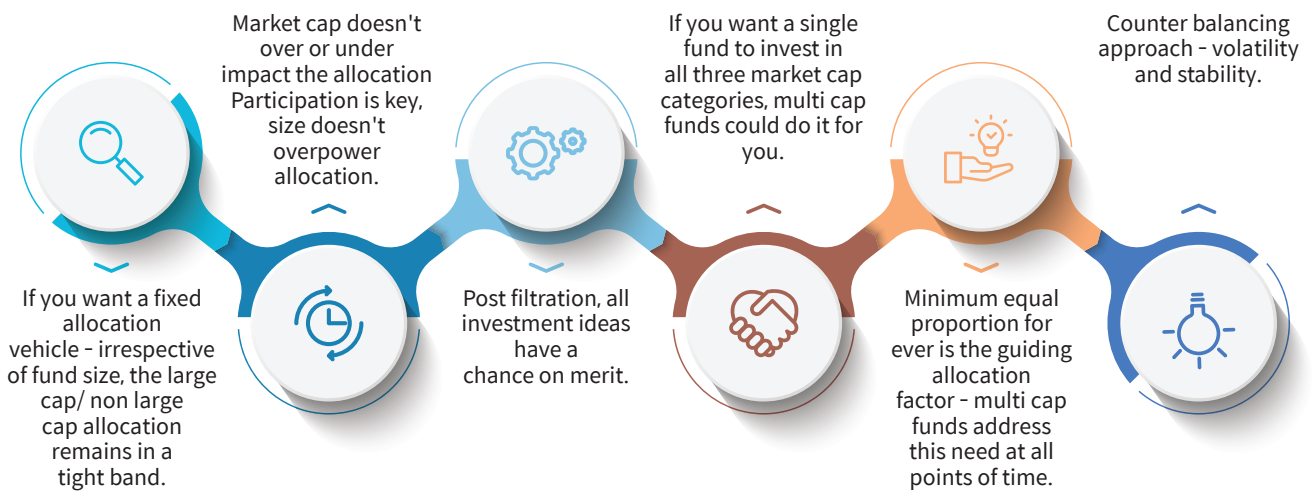
Mirae Asset Multicap Fund

(Multi Cap - An open-ended equity scheme investing across large cap, mid cap and small cap stocks)

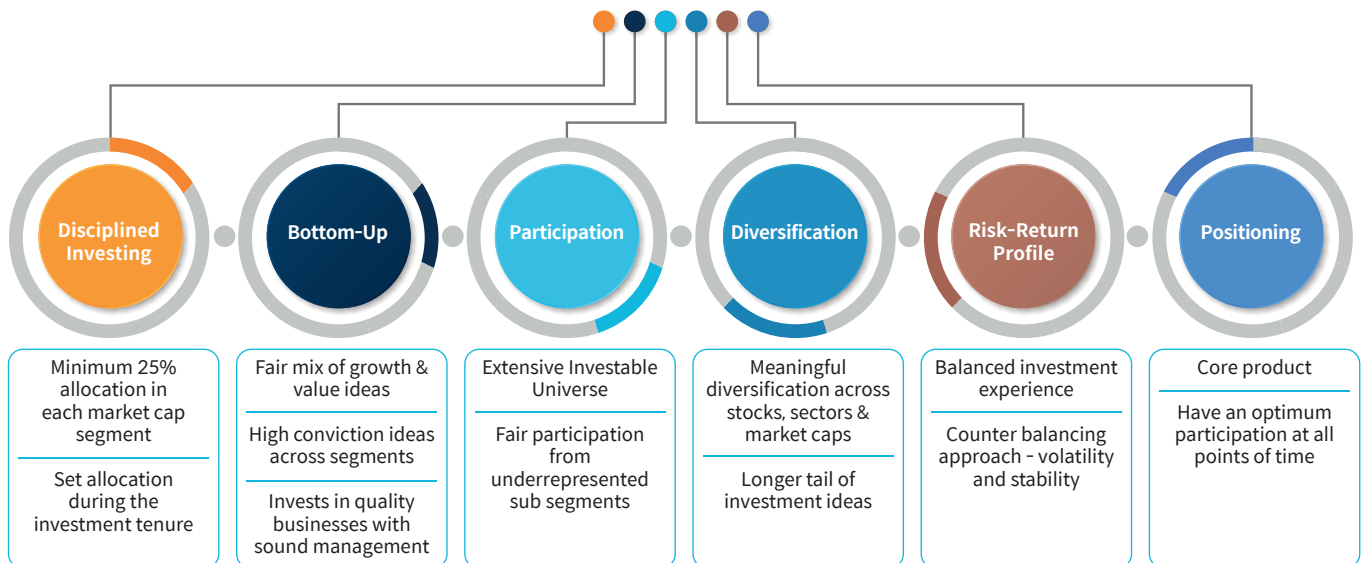
Data as on 31st October, 2024

Net AUM: 3,361.07 INR Cr.

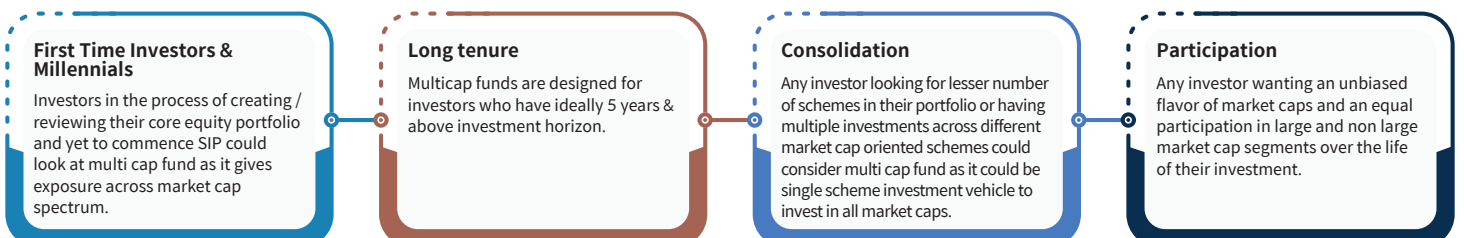
WHY AN INVESTOR COULD CONSIDER INVESTING IN A MULTICAP FUND



WHAT MIRAE ASSET MULTICAP FUND (MAMPF) AIMS TO DELIVER



WHO MAY INVEST IN THE FUND



FUND DETAILS

Fund Manager: Mr. Ankit Jain

Allotment Date: 21st August, 2023

Benchmark: Nifty 500 Multicap 50:25:25 TRI Index

Plans Available: Regular Plan and Direct Plan.

SIP Amount: Monthly and Quarterly: ₹99/- (multiples of ₹1/- thereafter), minimum 5 in case of Monthly / Quarterly option.

Minimum Investment Amount: ₹5,000/- and in multiples of ₹1/- thereafter. Minimum Additional Application Amount: ₹1,000/- per application and in multiples of ₹1/- thereafter.

Load Applicable: Entry Load - Nil Exit Load -I. For investors who have opted for SWP under the plan:

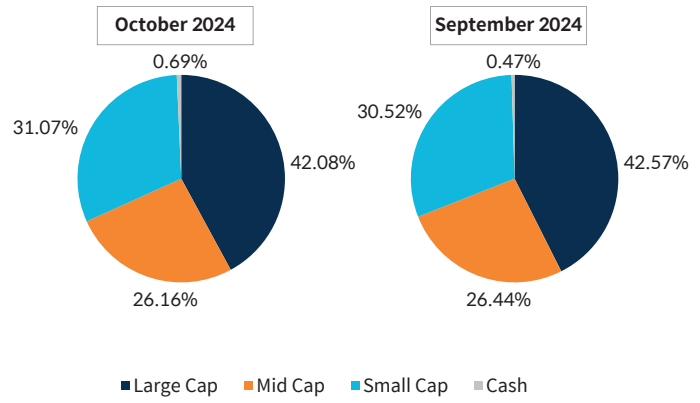
a) 15% of the units allotted (including Switch-in/STP - in) on or before completion of 365 days from the date of allotment of units: Nil.
b) Any redemption in excess of such limits in the first 365 days from the date of allotment shall be subject to the following exit load: (Redemption of units would be done on First In First Out Basis (FIFO): - If redeemed within 1 year (365 days) from the date of allotment: 1% of the applicable NAV -If redeemed after 1 year (365 days) from the date of allotment: NIL.

II. Other Redemptions: For Investors who have not opted for SWP under the plan (including Switch out, STP out) :-

If redeemed within 1 year (365 days) from the date of allotment: 1%

If redeemed after 1 year (365 days) from the date of allotment: NIL

MARKET CAPITALIZATION^



PERFORMANCE REPORT

Period	Mirae Asset Multicap Fund	Scheme Benchmark*	Additional Benchmark**
Last 1 year	36.11%	39.69%	28.39%
Since Inception	30.48%	33.55%	21.65%
Value of Rs. 10000 invested (in Rs.) Since Inception	13,751	14,139	12,644
NAV as on 31st Oct, 2024	₹ 13.751		
Index Value 31st Oct, 2024	Index Value of benchmark is 20,596.87 and Nifty 50 Index (TRI) is 35,971.14		
Allotment Date	21st Aug, 2023		
Scheme Benchmark	*NIFTY 500 Multicap 50:25:25 (TRI)		
Additional Benchmark	**Nifty 50 Index (TRI)		

Fund manager : Mr. Ankit Jain managing the scheme since 21st August, 2023.

Note: Returns (%) for less than 1 year calculated on simple annualized basis, others are CAGR- Compounded Annualized Growth returns.

Latest available NAV has been taken for return calculation wherever applicable

MARKET OUTLOOK^

- In October 2024, the Nifty 50 fell by 6.2%, its largest monthly loss since 2020, impacted by factors such as foreign outflows driven by China's economic recovery, weak quarterly earnings, geopolitical tensions, and U.S. election uncertainty.
- India was the worst-performing global market, while Japan, Taiwan, and Thailand saw gains.
- On the domestic front, India's manufacturing Purchasing Manager Index rose, but inflation hit a nine-month high at 5.5%, and GST collections showed slower growth.
- Corporate earnings growth has softened due to commodity pressures and lower demand, but festive demand was encouraging with strong UPI and e-commerce activity.
- Despite near-term challenges, India's long-term growth outlook remains positive, driven by robust fiscal health, resilient corporate balance sheets, and a focus on capex and rural recovery in the coming months, though global risks continue to weigh on sentiment.

Past Performance may or may not be sustained in future.

Note: For computation of since inception returns (%) the allotment NAV has been taken as ₹ 10.00.

Note:1. Different Plans under the scheme has different expense structure. The reference and details provided here in are of Regular Plan - Growth Option

The performance of the schemes managed by the Fund manager is given below

^Pursuant to Clause 2.7of Part IV of SEBI Master Circular dated June 27, 2024, the universe of "Mid Cap" shall consist of 101st to 250th company,

Large Cap" shall consist of top 100 companies, Small Cap shall consist of 251st and onwards companies in terms of full market capitalization.

Please visit the website for more details: <https://www.miraeassetmf.co.in/downloads/statutory-disclosure/addendum>

~Disclaimer: Views expressed by the Fund Manager cannot be construed to be a decision to invest. The statements contained herein are based on current views and involve known and unknown risks and

uncertainties. Whilst Mirae Asset Investment Managers (India) Private Limited (the AMC) shall have no responsibility/liability whatsoever for the accuracy or any use or reliance thereof of such information.

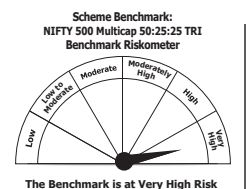
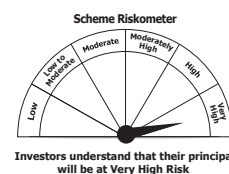
The AMC, its associate or sponsors or group companies, its Directors or employees accept no liability for any loss or damage of any kind resulting out of the use of this document.

PRODUCT LABELLING

Mirae Asset Multicap Fund is suitable for investors who are seeking*

- To generate long term capital appreciation / income
- Investments predominantly in equity and equity related securities of large cap / mid cap / small cap companies.

*Investors should consult their financial advisors, if they are not clear about the suitability of the product.



Performance, Product Label & Riskometer

Mirae Asset Great Consumer Fund – An open ended equity scheme following consumption theme

Period	Scheme	Scheme Benchmark*	Additional Benchmark**
Last 1 year	34.78%	39.20%	25.86%
Last 3 years	18.99%	18.86%	11.59%
Last 5 years	20.00%	18.57%	15.99%
Since Inception	17.81%	16.32%	12.57%
Value of Rs. 10000 invested (in Rs.) Since Inception	92,991	78,138	50,046
NAV as on 31st Oct, 2024	₹ 92.991		
Index Value 31st Oct, 2024	Index Value of Scheme benchmark is 14,366.36 and BSE Sensex (TRI) is 1,23,049.15		
Allotment Date	29th March, 2011		
Scheme Benchmark	*Nifty India Consumption Index (TRI)		
Additional Benchmark	**BSE Sensex (TRI)		


Fund manager : Mr. Ankit Jain & Mr. Siddhant Chhabria managing the scheme since October, 2016 & June 21, 2021 respectively.
 Note: Returns for 1 year and below are absolute returns, Returns above 1 year are CAGR- Compounded Annualized Growth returns.
 Latest available NAV has been taken for return calculation wherever applicable

PRODUCT LABELLING

Mirae Asset Great Consumer Fund is suitable for investors who are seeking*

- Long term capital Appreciation
- Thematic fund investing in equity & equity related securities of companies benefiting directly or indirectly from consumption led demand in India

*Investors should consult their financial advisors, if they are not clear about the suitability of the product.



Mirae Asset Midcap Fund – An open ended equity scheme predominantly investing in mid cap stocks

Period	Scheme	Scheme Benchmark*	Additional Benchmark**
Last 1 year	38.04%	44.15%	25.86%
Last 3 years	18.80%	23.21%	11.59%
Last 5 years	26.06%	28.45%	15.99%
Since Inception	26.86%	28.55%	16.59%
Value of Rs. 10000 invested (in Rs.) Since Inception	34,985	37,501	22,430
NAV as on 31st Oct, 2024	₹ 34.985		
Index Value 31st Oct, 2024	Index Value of Scheme benchmark is 26,381.69 and BSE Sensex (TRI) is 1,23,049.15		
Allotment Date	29th July, 2019		
Scheme Benchmark	*Nifty Midcap 150 (TRI)		
Additional Benchmark	**BSE Sensex (TRI)		

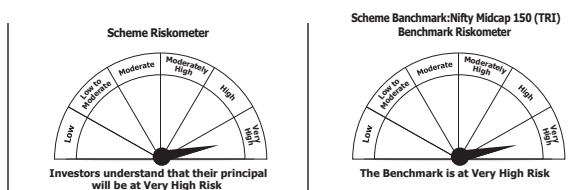
Fund manager : Mr. Ankit Jain managing the scheme since July, 2019
 Note: Returns for 1 year and below are absolute returns, Returns above 1 year are CAGR- Compounded Annualized Growth returns.
 Latest available NAV has been taken for return calculation wherever applicable

PRODUCT LABELLING

Mirae Asset Midcap Fund is suitable for investors who are seeking*

- To generate long term capital appreciation/income
- Investments predominantly in equity and equity related securities of midcap companies

*Investors should consult their financial advisors, if they are not clear about the suitability of the product.



Performance, Product Label & Riskometer

Mirae Asset Large & Midcap Fund (formerly known as Mirae Asset Emerging Bluechip Fund) - An open ended equity scheme investing in both large cap and mid cap stocks

Period	Scheme	Scheme Benchmark*	Additional Benchmark**
Last 1 year	33.58%	38.59%	25.86%
Last 3 years	13.81%	18.19%	11.59%
Last 5 years	21.01%	22.76%	15.99%
Since Inception	20.55%	14.95%	12.49%
Value of Rs. 10000 invested (in Rs.) Since Inception	1,45,456	73,600	53,981
NAV as on 31st Oct, 2024	₹ 145.456		
Index Value 31st Oct, 2024	Index Value of Scheme benchmark is 20,297.40 and BSE Sensex (TRI) is 1,23,049.15		
Allotment Date	09th July, 2010		
Scheme Benchmark	*Nifty Large Midcap 250 Index (TRI)		
Additional Benchmark	**BSE Sensex (TRI)		


Fund managers : Mr. Neelesh Surana managing the scheme since 9th July, 2010 & Mr. Ankit Jain since 31st, January 2019 respectively.
 Note: Returns for 1 year and below are absolute returns, Returns above 1 year are CAGR- Compounded Annualized Growth returns.
 Latest available NAV has been taken for return calculation wherever applicable

PRODUCT LABELLING

Mirae Asset Large & Midcap Fund Fund is suitable for investors who are seeking*

- Long term capital Appreciation
- Large & Mid Cap fund investing atleast 35% in large cap stock & atleast 35% in mid cap stocks

*Investors should consult their financial advisors, if they are not clear about the suitability of the product.



Performance data as on 31st October, 2024

Past Performance may or may not be sustained in future.

Note: For computation of since inception returns (%) the allotment NAV has been taken as ₹10.00.

The performance of other funds managed by the same fund manager is given in the respective page of the schemes

Note: 1. Different Plans under the scheme has different expense structure. The reference and details provided here in are of Regular Plan - Growth Option

Please visit the website for more details: <https://www.miraeassetmf.co.in/downloads/statutory-disclosure/addendum>

For further information about other schemes (product labelling and performance of the fund) please visit the website of the AMC: www.miraeassetmf.co.in

Distributed by

Follow us on:

Mutual fund investments are subject to market risks, read all scheme related documents carefully.