

# Mirae Asset Money Market Fund

An Open ended debt scheme investing in money market instruments.  
A relatively low interest rate risk and moderate credit risk

## YOUR SHORT-TERM GOALS MAY BE CLOSER THAN THEY APPEAR.



Data as on 30th November, 2024

### HERE'S WHY YOU SHOULD CONSIDER INVESTING

Low duration risk.

Attempts to offer Better Risk adjusted returns.

Suitable for SIPs (Systematic Investment Plan) for your Short-Term Goals.

Suitable for making STPs (Systematic Transfer Plan) in Equity Funds.

### INVESTMENT FRAMEWORK

**Instrument Profile:** Investment will primarily be made in the money market instruments with up to 1 year maturity.

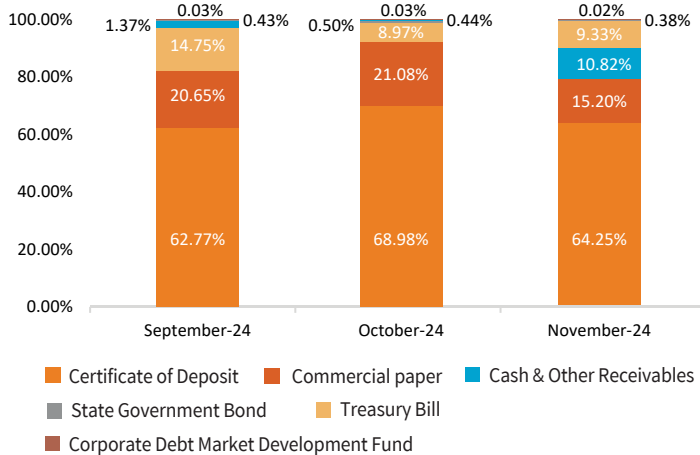
**Risk Management:** The endeavor will be to have a portfolio of high quality and high liquidity.

**Duration Management:** The duration of the portfolio will be between 6 Months & 1 years.

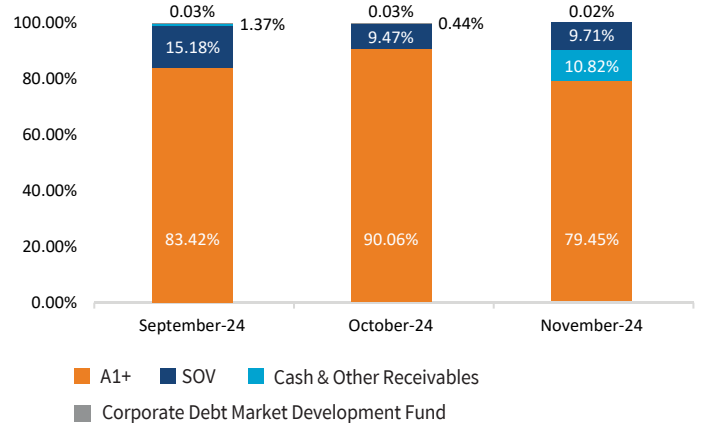
**Performance:** Fund will predominately follow rolldown strategy, wherein it will endeavour to maintain duration of 6 Months & 1 Year.

Investment strategy stated above may change from time to time without any notice and shall be in accordance with the strategy as mentioned in the Scheme Information Document. Please read the offer document to know in detail about the asset allocation.

#### ASSET TYPE ALLOCATION

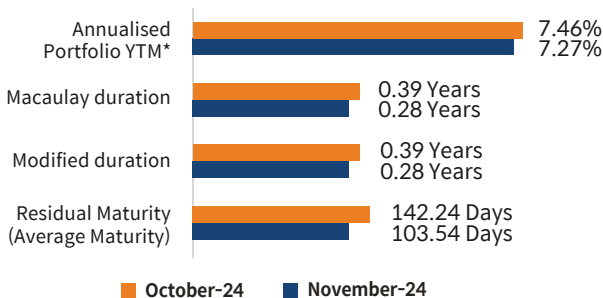


#### RATING ALLOCATION



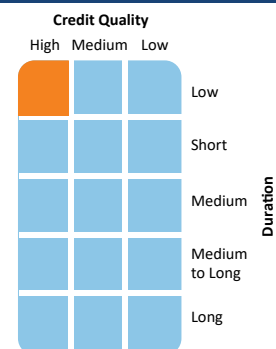
Fund endeavors to invest in high quality paper.

#### DEBT RATIOS



\*In case of semi annual YTM, it will be annualised. The chart is not an actual representation of the scale

#### STYLE BOX



We endeavour to maintain the high credit quality and duration will change based on interest rate outlook

## FUND DETAILS

**Fund Manager:** Mr. Amit Modani

**Minimum Investment Amount:** ₹5,000/- (multiples of ₹1/- thereafter). Minimum Additional Application Amount: ₹1,000/- per application and in multiples of ₹1/- thereafter.

**Minimum SIP Amount:** Monthly and Quarterly: ₹99/- (multiples of ₹1/- thereafter), minimum 5 in case of Monthly / Quarterly option.

**Plans and options:** Regular Plan and Direct Plan with Growth and Payout of income Distribution cum Capital Withdrawal option/Reinvestment of income Distribution cum Capital Withdrawal option.

## IDEAL INVESTOR PROFILE

**Goal:** Savings

**Investment Time Horizon:** 1 Year

**Risk Profile:** Low to Moderate

## INVESTMENT DETAILS

**Allotment Date:** 11th August, 2021

**Benchmark:** Nifty Money Market Index A-I

**Net AUM:** (INR Crs.) 1,585.35

## PERFORMANCE REPORT

Period	Mirae Asset Money Market Fund	Scheme Benchmark*	Additional Benchmark**
Last 1 year	7.52%	7.62%	7.58%
Last 3 years	6.10%	6.41%	6.08%
Since Inception	5.81%	6.11%	5.77%
Value of Rs. 10000 invested (in Rs.) Since Inception	12,052	12,166	12,040
NAV as on 29th Nov, 2024	₹ 1,205.2411		
Index Value 29th Nov, 2024	Index Value of benchmark is 4,919.61 and CRISIL 1 Year T-Bill is 7,455.32		
Allotment Date	11th Aug, 2021		
Scheme Benchmark	*Nifty Money Market Index A-I		
Additional Benchmark	**CRISIL 1 Year T-Bill		

Fund manager : Mr. Amit Modani managing the scheme since 15th September, 2023.

Note: Returns (%) for less than 1 year calculated on simple annualized basis, others are CAGR- Compounded Annualized Growth returns.

The performance of the schemes managed by the Fund manager is given below

Latest available NAV has been taken for return calculation wherever applicable

Source: Internal, Data as on 29th November, 2024

**Past Performance may or may not be sustained in future.**

Note: For computation of since inception returns (%) the allotment NAV has been taken as ₹1000.

Note:1. Different Plans under the scheme has different expense structure. The reference and details provided here in are of Regular Plan - Growth Option

Please visit the website for more details: <https://www.miraeassetmf.co.in/downloads/statutory-disclosure/addendum>

**Disclaimer** - The information contained in this document is compiled from third party and publically available sources and is included for general information purposes only. There can be no assurance and guarantee on the yields. Views expressed by the Fund Manager cannot be construed to be a decision to invest. The statements contained herein are based on current views and involve known and unknown risks and uncertainties. Whilst Mirae Asset Investment Managers (India) Private Limited (the AMC) shall have no responsibility/liability whatsoever for the accuracy or any use or reliance thereof of such information. The AMC, its associate or sponsors or group companies, its Directors or employees accepts no liability for any loss or damage of any kind resulting out of the use of this document. The recipient(s) before acting on any information herein should make his/her/their own investigation and seek appropriate professional advice and shall alone be fully responsible / liable for any decision taken on the basis of information contained herein. Any reliance on the accuracy or use of such information shall be done only after consultation to the financial consultant to understand the specific legal, tax or financial implications.

## PRODUCT LABELLING

### Mirae Asset Money Market Fund

This product is suitable for investors who are seeking\*

- Short term savings
- Investments predominantly in money market instruments

\*Investors should consult their financial advisors if they are not clear about the suitability of the product.



Potential Risk Class Matrix (PRC)			
Credit Risk → Interest Rate Risk ↓	Relatively Low (Class A)	Moderate (Class B)	Relatively High (Class C)
Relatively Low (Class I)		B-1	
Moderate (Class II)			
Relatively High (Class III)			

## Performance, Product Label & Riskometer

**Mirae Asset Dynamic Bond Fund** - An Open ended dynamic debt scheme investing across duration. A relatively high interest rate risk and relatively high credit risk

Period	Scheme	Scheme Benchmark* (Tier 1)	Scheme Benchmark* (Tier 2)	Additional Benchmark**
Last 1 year	7.46%	9.61%	8.64%	10.41%
Last 3 years	4.56%	5.72%	5.74%	5.56%
Last 5 years	5.26%	6.78%	NA	5.48%
Since Inception	5.81%	7.15%	NA	5.77%
Value of Rs. 10000 invested (in Rs.) Since Inception	15,441	17,016	NA	15,397
NAV as on 29th Nov, 2024	₹ 15.4406			
Index Value 29th Nov, 2024	Index Value of Scheme benchmark is 5,574.67 / 1,193.55 and CRISIL 10 Year Gilt Index is 4,840.77			
Allotment Date	24th March, 2017			
Scheme Benchmark	*Tier-1 - CRISIL Dynamic Bond A-III Index *Tier-2 - Nifty PSU Bond Plus SDL Apr 2027 50:50 Index			
Additional Benchmark	**CRISIL 10 Year Gilt Index			

Fund manager : Mr. Amit Modani managing the scheme since 16th January, 2023.

Note: Returns (%) for less than 1 year calculated on simple annualized basis, others are CAGR- Compounded Annualized Growth returns.

Latest available NAV has been taken for return calculation wherever applicable

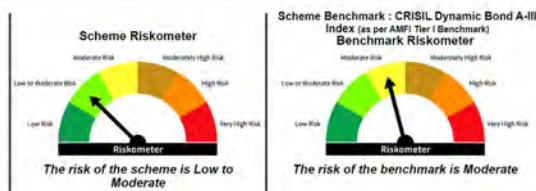
### PRODUCT LABELLING

#### Mirae Asset Dynamic Bond Fund

This product is suitable for investors who are seeking\*

- Optimal returns over short to medium term
- To generate optimal returns through active management of a portfolio of debt and money market instruments

\*Investors should consult their financial advisors if they are not clear about the suitability of the product.



Potential Risk Class Matrix (PRC)			
Credit Risk → Interest Rate Risk ↓	Relatively Low (Class A)	Moderate (Class B)	Relatively High (Class C)
Relatively Low (Class I)			
Moderate (Class II)			
Relatively High (Class III)			C-III

**Mirae Asset Corporate Bond Fund** - An open ended debt scheme predominantly investing in AA+ and above rated corporate bonds A relatively high interest rate risk and moderate credit risk

Period	Scheme	Scheme Benchmark*	Additional Benchmark**
Last 1 year	8.07%	8.02%	10.41%
Last 3 years	5.50%	5.94%	5.56%
Since Inception	5.36%	5.95%	5.29%
Value of Rs. 10000 invested (in Rs.) Since Inception	12,137	12,389	12,108
NAV as on 29th Nov, 2024	₹ 12.1370		
Index Value 29th Nov, 2024	Index Value of benchmark is 6,062.21 and CRISIL 10 Year Gilt Index is 4,840.77		
Allotment Date	17th March, 2021		
Scheme Benchmark	*CRISIL Corporate Debt A-II Index		
Additional Benchmark	**CRISIL 10 Year Gilt Index		

Fund manager : Mr. Amit Modani managing the scheme since 1st February 2024.

Note: Returns (%) for less than 1 year calculated on simple annualized basis, others are CAGR- Compounded Annualized Growth returns.

Latest available NAV has been taken for return calculation wherever applicable

### PRODUCT LABELLING

#### Mirae Asset Corporate Bond Fund

This product is suitable for investor who are seeking\*

- To generate income over Medium to long term
- Investments predominantly in high quality corporate bonds

\*Investors should consult their financial advisors if they are not clear about the suitability of the product.



Potential Risk Class Matrix (PRC)			
Credit Risk → Interest Rate Risk ↓	Relatively Low (Class A)	Moderate (Class B)	Relatively High (Class C)
Relatively Low (Class I)			
Moderate (Class II)			
Relatively High (Class III)		B-III	

**Mirae Asset Nifty SDL Jun 2027 Index Fund** - An open-ended target maturity Index Fund investing in the constituents of Nifty SDL Jun 2027 Index. A scheme with relatively high interest rate risk and relatively low credit risk

Period	Scheme	Scheme Benchmark*	Additional Benchmark**
Last 1 year	8.78%	9.18%	10.41%
Since Inception	6.02%	6.48%	6.72%
Value of Rs. 10000 invested (in Rs.) Since Inception	11,691	11,825	11,899
NAV as on 29th Nov, 2024	₹ 11.6911		
Index Value 29th Nov, 2024	Index Value of benchmark is 1,189.31 and CRISIL 10 Year Gilt Index is 4,840.77		
Allotment Date	30th March, 2022		
Scheme Benchmark	*Nifty SDL Jun 2027 Index		
Additional Benchmark	**CRISIL 10 Year Gilt Index		

Fund manager : Mr. Amit Modani managing the scheme since 16th January, 2023.

Note: Returns (%) for less than 1 year calculated on simple annualized basis, others are CAGR- Compounded Annualized Growth returns.

Latest available NAV has been taken for return calculation wherever applicable

### PRODUCT LABELLING

#### Mirae Asset Nifty SDL Jun 2027 Index Fund

This product is suitable for investors who are seeking\*

- Income over long term
- Open ended Target Maturity Index Fund that seeks to track Nifty SDL Jun 2027 Index

\*Investors should consult their financial advisors if they are not clear about the suitability of the product.



Potential Risk Class Matrix (PRC)			
Credit Risk → Interest Rate Risk ↓	Relatively Low (Class A)	Moderate (Class B)	Relatively High (Class C)
Relatively Low (Class I)			
Moderate (Class II)			
Relatively High (Class III)	A-III		

## ➔ Performance, Product Label & Riskometer

**Mirae Asset Nifty AAA PSU Bond Plus SDL Apr 2026 50:50 Index Fund** – An open-ended target maturity Index Fund investing in the constituents of Nifty AAA PSU Bond Plus SDL Apr 2026 50:50 Index. A scheme with relatively high interest rate risk and relatively low credit risk

Period	Scheme	Scheme Benchmark*	Additional Benchmark**
Last 1 year	7.76%	8.22%	10.39%
Since Inception	7.20%	7.77%	9.21%
Value of Rs. 10000 invested (in Rs.) Since Inception	11,585	11,714	12,045
NAV as on 29th Nov, 2024	₹ 11.5847		
Index Value 29th Nov, 2024	Index Value of benchmark is 1,175.38 and CRISIL 10 Year Gilt Index is 4,840.77		
Allotment Date	20th October, 2022		
Scheme Benchmark	*Nifty AAA PSU Bond Plus SDL Apr 2026 50:50 Index		
Additional Benchmark	**CRISIL 10 Year Gilt Index		

Fund manager : Mr. Amit Modani managing the scheme since 16th January, 2023.

Note: Returns (%) for less than 1 year calculated on simple annualized basis, others are CAGR- Compounded Annualized Growth returns.

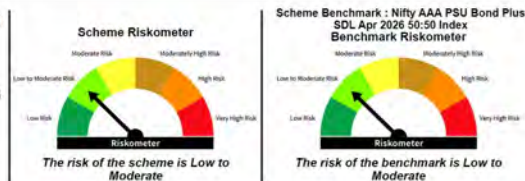
Latest available NAV has been taken for return calculation wherever applicable

### PRODUCT LABELLING

**Mirae Asset Nifty AAA PSU Bond Plus SDL Apr 2026 50:50 Index Fund**  
This product is suitable for investors who are seeking\*

- Income over the Target maturity period
- Open ended target maturity index fund that seeks to track Nifty AAA PSU Bond Plus SDL Apr 2026 50:50 Index

\*Investors should consult their financial advisors if they are not clear about the suitability of the product.



Potential Risk Class Matrix (PRC)			
Credit Risk → Interest Rate Risk ↓	Relatively Low (Class A)	Moderate (Class B)	Relatively High (Class C)
Relatively Low (Class I)			
Moderate (Class II)			
Relatively High (Class III)	A-III		

**Mirae Asset CRISIL IBX Gilt Index - April 2033 Index Fund** – An open-ended target maturity Index Fund investing in the constituents of CRISIL IBX Gilt Index - April 2033. A scheme with relatively high interest rate risk and relatively low credit risk

Period	Scheme	Scheme Benchmark*	Additional Benchmark**
Last 1 year	10.11%	10.57%	10.39%
Since Inception	8.93%	9.45%	9.21%
Value of Rs. 10000 invested (in Rs.) Since Inception	11,983	12,102	12,045
NAV as on 29th Nov, 2024	₹ 11.9833		
Index Value 29th Nov, 2024	Index Value of benchmark is 1,207.54 and CRISIL 10 Year Gilt Index is 4,840.77		
Allotment Date	20th October, 2022		
Scheme Benchmark	*CRISIL IBX Gilt Index - April 2033		
Additional Benchmark	**CRISIL 10 Year Gilt Index		

Fund manager : Mr. Amit Modani managing the scheme since 16th January, 2023.

Note: Returns (%) for less than 1 year calculated on simple annualized basis, others are CAGR- Compounded Annualized Growth returns.

Latest available NAV has been taken for return calculation wherever applicable

### PRODUCT LABELLING

**Mirae Asset CRISIL IBX Gilt Index - April 2033 Index Fund**  
This product is suitable for investors who are seeking\*

- Income over the Target maturity period
- Open ended Target Maturity Index Fund that seeks to track CRISIL IBX Gilt Index - April 2033

\*Investors should consult their financial advisors if they are not clear about the suitability of the product.



Potential Risk Class Matrix (PRC)			
Credit Risk → Interest Rate Risk ↓	Relatively Low (Class A)	Moderate (Class B)	Relatively High (Class C)
Relatively Low (Class I)			
Moderate (Class II)			
Relatively High (Class III)	A-III		

**Mirae Asset Nifty 8-13 yr G-Sec ETF (NSE Symbol : GSEC10YEAR, BSE Code: 543875)** – An Open-Ended Index Exchange Traded Fund tracking Nifty 8-13 yr G-Sec Index. Relatively High interest rate risk and Relatively Low Credit Risk

Period	Scheme	Scheme Benchmark*	Additional Benchmark**
Last 1 year	10.37%	10.59%	10.41%
Since Inception	8.92%	9.13%	8.90%
Value of Rs. 10000 invested (in Rs.) Since Inception	11,535	11,570	11,531
NAV as on 29th Nov, 2024	₹ 27.4293		
Index Value 29th Nov, 2024	Index Value of benchmark is 2,751.81 and CRISIL 10 Year Gilt Index is 4,840.77		
Allotment Date	31st March, 2023		
Scheme Benchmark	*Nifty 8-13 yr G-Sec Index		
Additional Benchmark	**CRISIL 10 Year Gilt Index		

Fund manager : Mr. Amit Modani managing the scheme since March 31, 2023.

Note: Returns for 1 year and below are absolute returns, Returns above 1 year are CAGR- Compounded Annualized Growth returns.

Latest available NAV has been taken for return calculation wherever applicable

### PRODUCT LABELLING

**Mirae Asset Nifty 8-13 yr G-Sec ETF**  
This product is suitable for investors who are seeking\*

- Income over long term
- Investment in securities in line with Nifty 8-13 yr G-Sec Index to generate comparable returns subject to tracking errors.

\*Investors should consult their financial advisors if they are not clear about the suitability of the product.



Potential Risk Class Matrix (PRC)			
Credit Risk → Interest Rate Risk ↓	Relatively Low (Class A)	Moderate (Class B)	Relatively High (Class C)
Relatively Low (Class I)			
Moderate (Class II)			
Relatively High (Class III)	A-III		

## Performance, Product Label & Riskometer

**Mirae Asset Nifty 1D Rate Liquid ETF-IDCW\*** (NSE Symbol : LIQUID, BSE Code: 543946) (formerly known as Mirae Asset Nifty 1D Rate Liquid ETF) – An open-ended listed liquid scheme in the form of an Exchange Traded Fund tracking Nifty 1D Rate Index, with daily Income Distribution cum capital withdrawal (IDCW) and compulsory Reinvestment of IDCW option. A relatively low interest rate risk and relatively low credit risk

Period	Scheme	Scheme Benchmark*	Additional Benchmark**
Last 1 year	6.08%	6.74%	7.56%
Since Inception	6.21%	6.77%	7.36%
Value of Rs. 10000 invested (in Rs.) Since Inception	10,846	10,923	11,005
NAV as on 29th Nov, 2024	₹ 1,000.0000		
Index Value 29th Nov, 2024	Index Value of benchmark is 2,359.46 and CRISIL 1 Year T-Bill is 7,456.59		
Allotment Date	27th July, 2023		
Scheme Benchmark	*NIFTY 1D Rate Index		
Additional Benchmark	**CRISIL 1 Year T-Bill		

Fund manager : Mr. Amit Modani managing the scheme since July 27, 2023.

Note: Returns for 1 year and below are absolute returns, Returns above 1 year are CAGR- Compounded Annualized Growth returns.

Latest available NAV has been taken for return calculation wherever applicable

\*Pursuant to notice cum addendum no. 54/2024, the name of scheme of Mirae Asset Mutual Fund has been changed with effect from October 23, 2024.

### PRODUCT LABELLING

#### Mirae Asset Nifty 1D Rate Liquid ETF - IDCW

This product is suitable for investors who are seeking\*

- A liquid exchange traded fund that aims to provide returns commensurate with low risk and providing a high level of liquidity.
- Short term savings solution.

\*Investors should consult their financial advisors if they are not clear about the suitability of the product.



Credit Risk → Interest Rate Risk ↓	Relatively Low (Class A)	Moderate (Class B)	Relatively High (Class C)
Relatively Low (Class I)	A-1		
Moderate (Class II)			
Relatively High (Class III)			

**Mirae Asset Multi Asset Allocation Fund** – An open-ended scheme investing in equity, debt & money market instruments, Gold ETFs, Silver ETFs and exchange traded commodity derivatives

Period	Scheme	Scheme Benchmark*
6 Months (Annualized)	13.92%	14.00%
Since Inception (Annualized)	15.29%	17.37%
Value of Rs. 10000 invested (in Rs.) Since Inception	11,258	11,427
NAV as on 29th Nov, 2024	₹ 11.258	
Index Value 29th Nov, 2024	Index Value of benchmark is 114.27	
Allotment Date	31st January, 2024	
Scheme Benchmark	*65% Nifty 500 TRI + 25% Nifty Short Duration Debt Index + 7.5% Domestic Price of Gold + 2.5% Domestic Price of Silver®	

Fund manager : Mr. Harshad Borawake (Equity Portion), Mr. Amit Modani (Debt Portion), Mr. Siddharth Srivastava (Dedicated Fund Manager for Overseas Investments) & Mr. Ritesh Patel (Dedicated Fund Manager for Commodity Investments) managing the scheme since January 31, 2024.

Note: Returns (%) for less than 1 year calculated on simple annualized basis, others are CAGR- Compounded Annualized Growth returns.

Latest available NAV has been taken for return calculation wherever applicable

®Pursuant to notice cum addendum no. 32/2024, Benchmark of the scheme has been changed with effect from July 31, 2024. Please visit the website for more details

<https://www.miraeassetmf.co.in/downloads/statutory-disclosure/addendum>

### PRODUCT LABELLING

#### Mirae Asset Multi Asset Allocation Fund

This product is suitable for investors who are seeking\*

- To generate long term capital appreciation/income
- Investments in equity, debt & money market instruments, commodity ETFs and exchange traded commodity derivatives.

\*Investors should consult their financial advisors if they are not clear about the suitability of the product.



## Performance, Product Label & Riskometer

**Mirae Asset Liquid Fund** (formerly known as Mirae Asset Cash Management Fund) – An open ended liquid scheme.  
A relatively low interest rate risk and moderate credit risk

Period	Mirae Asset Liquid Fund	Scheme Benchmark*	Additional Benchmark**
Last 7 days	6.68%	6.57%	8.48%
Last 15 days	6.62%	6.65%	7.69%
Last 30 days	6.86%	6.88%	7.50%
Last 1 year	7.37%	7.44%	7.56%
Last 3 years	6.29%	6.40%	6.08%
Last 5 years	5.29%	5.34%	5.53%
Since Inception	6.27%	6.97%	6.12%
Value of Rs. 10000 invested (in Rs.) Since Inception	26,306	29,162	25,701
NAV as on 30th Nov, 2024	₹ 2,630.5931		
Index Value 30th Nov, 2024	Index Value of benchmark is 4,749.43 and CRISIL 1 Year T-Bill is 7,456.59		
Allotment Date	12th January, 2009		
Scheme Benchmark	*Nifty Liquid Index A-I		
Additional Benchmark	**CRISIL 1 Year T-Bill		

Fund manager : Mr. Abhishek Iyer & Mr. Amit Modani managing the scheme since December 28, 2020 & (w.e.f November 01, 2024) respectively.  
Note: Returns (%) for less than 1 year calculated on simple annualized basis, others are CAGR- Compounded Annualized Growth returns.  
Latest available NAV has been taken for return calculation wherever applicable  
The performance of the schemes managed by the Fund manager is given below

### PRODUCT LABELLING

#### Mirae Asset Liquid Fund

This product is suitable for investors who are seeking\*

- Optimal returns over short term
- Investment in a portfolio of short duration money market and debt instruments with residual maturity up to 91 days only

\*Investors should consult their financial advisors if they are not clear about the suitability of the product.



Potential Risk Class Matrix (PRC)			
Credit Risk → Interest Rate Risk ↓	Relatively Low (Class A)	Moderate (Class B)	Relatively High (Class C)
Relatively Low (Class I)		B-I	
Moderate (Class II)			
Relatively High (Class III)			

Performance data as on 30th November, 2024

Past Performance may or may not be sustained in future.

For Mirae Asset Nifty 1D Liquid ETF – Growth, pursuant to clause 13.2.2 of SEBI master circular dated June 27, 2024, the scheme is in existence for less than 6 months, hence performance shall not be provided.

Note: For computation of since inception returns (%) the allotment NAV has been taken as ₹1000.

The performance of other funds managed by the same fund manager is given in the respective page of the schemes

Note: 1. Different Plans under the scheme has different expense structure. The reference and details provided here in are of Regular Plan - Growth Option

Please visit the website for more details: <https://www.miraeassetmf.co.in/downloads/statutory-disclosure/addendum>

Distributed by

Follow us on:

**Mutual fund investments are subject to market risks, read all scheme related documents carefully.**

[customercare@miraeasset.com](mailto:customercare@miraeasset.com)

1800-2090-777 (Toll Free) Mon-Sat: 9 a.m. to 6 p.m.

[www.miraeassetmf.co.in](http://www.miraeassetmf.co.in)

Contact your Financial advisor or Mutual Fund Distributor for details.