

Mirae Asset Midcap Fund

Midcap Fund: An open ended scheme predominantly investing in mid cap stocks

"UNCOVER HIDDEN INVESTMENT OPPORTUNITIES OF THE MID CAP SEGMENT."

Data as on 30th November, 2024



HERE'S WHY YOU SHOULD CONSIDER INVESTING

- Invests atleast 65% in mid cap companies
- Seeks to benefit from alpha generation potential of mid cap companies

INVESTMENT DETAILS

- Allotment Date:** 29th July, 2019
- Benchmark:** NIFTY Midcap 150 (TRI)
- Net AUM as on 30th November, 2024:** (INR Crs.) 16,695.39

INVESTMENT FRAMEWORK

- Invest predominantly (65%) in midcap companies*
- Participate in other Indian equities based on factors like relative valuation, liquidity and market sentiments.
- Aim to build a portfolio of companies with robust business models and the potential to become tomorrow's large cap stocks.

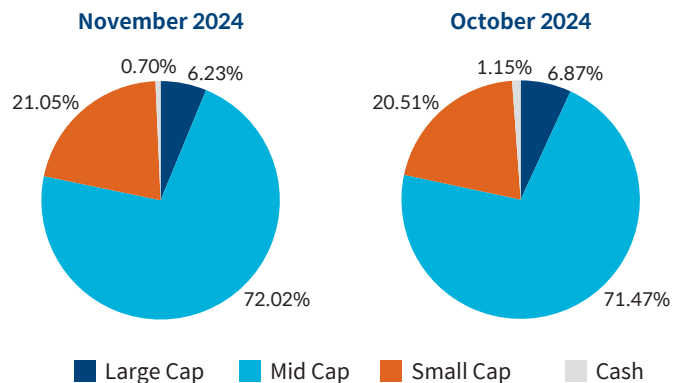
PORTFOLIO PSYCHOGRAPHICS



PORTFOLIO

No of Stocks (Equity)	82
Top 10 Stock %	23.97%
Top 5 Sectors %	40.27%
Information Ratio	-1.15

MARKET CAPITALIZATION



FUND DETAILS



Fund Manager: Mr. Ankit Jain (since inception)



SIP Amount: Monthly and Quarterly: Minimum ₹99/- (multiples of 1/- thereafter), minimum 5 in case of Monthly / Quarterly option.



Minimum Investment Amount: ₹ 5,000/- and in multiples of ₹1/- thereafter. Minimum Additional Application Amount: ₹1,000/- per application and in multiples of ₹1/- thereafter.



Plans and options: Regular Plan and Direct Plan with Growth and Payout of Income Distribution cum Capital Withdrawal option/Reinvestment of Income Distribution cum Capital Withdrawal option.

IDEAL INVESTOR PROFILE



Goal:
Aim for Wealth Generation



Investment Time Horizon:
5+ years



Risk Profile:
Very High

PERFORMANCE REPORT

Period	Mirae Asset Midcap Fund	Scheme Benchmark*	Additional Benchmark**
Last 1 year	29.01%	31.68%	20.59%
Last 3 years	19.76%	23.91%	13.28%
Last 5 years	25.79%	28.04%	15.76%
Since Inception	26.50%	28.10%	16.45%
Value of Rs. 10000 invested (in Rs.) Since Inception	35,134	37,553	22,556
NAV as on 29th Nov, 2024	₹ 35.134		
Index Value 29th Nov, 2024	Index Value of Scheme benchmark is 26,436.15 and BSE Sensex (TRI) is 1,23,744.09		
Allotment Date	29th July, 2019		
Scheme Benchmark	*Nifty Midcap 150 (TRI)		
Additional Benchmark	**BSE Sensex (TRI)		

Fund manager : Mr. Ankit Jain managing the scheme since 29th July, 2019

Note: Returns for 1 year and below are absolute returns, Returns above 1 year are CAGR- Compounded Annualized Growth returns.

Latest available NAV has been taken for return calculation wherever applicable

MARKET OUTLOOK^

- Indian equity markets remained volatile in November 2024, with the Nifty 50 declining by 0.3%, while small caps outperformed, rising 1.8%.
- Sectorally, PSU Banks (+4.5%) and IT (+2.2%) led gains, while Pharma (-2.7%) and Metals (-2.6%) underperformed.
- GDP growth slowed to 5.4% in Q2FY25, impacted by weak government capex, inflation, and monsoon-related disruptions.
- Inflation reached a 14-month high of 6.2%, while GST collections grew 8.5% year on year but showed signs of deceleration.
- A recovery is anticipated in 2H FY25, supported by rural demand, increased government spending, and India's robust long-term growth fundamentals.

Past Performance may or may not be sustained in future.

Note: For computation of since inception returns (%) the allotment NAV has been taken as ₹ 10.00.

Note:1. Different Plans under the scheme has different expense structure. The reference and details provided here in are of Regular Plan - Growth Option

The performance of the schemes managed by the Fund manager is given below

**Pursuant to Clause 2.7of Part IV of SEBI Master Circular dated June 27, 2024, the universe of "Mid Cap" shall consist of 101st to 250th company,

Large Cap" shall consist of top 100 companies, Small Cap shall consist of 251st and onwards companies in terms of full market capitalization.

Please visit the website for more details: <https://www.miraeassetmf.co.in/downloads/statutory-disclosure/addendum>

***Disclaimer:** Views expressed by the Fund Manager cannot be construed to be a decision to invest. The statements contained herein are based on current views and involve known and unknown risks and uncertainties. Whilst Mirae Asset Investment Managers (India) Private Limited (the AMC) shall have no responsibility/liability whatsoever for the accuracy or any use or reliance thereof of such information. The AMC, its associate or sponsors or group companies, its Directors or employees accept no liability for any loss or damage of any kind resulting out of the use of this document.

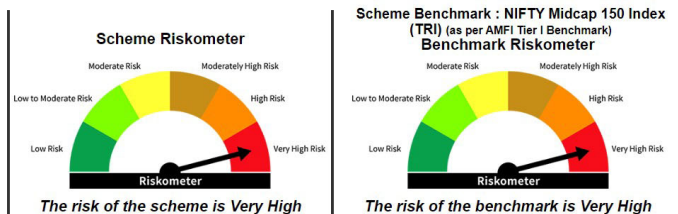
PRODUCT LABELLING

Mirae Asset Midcap Fund

This product is suitable for investors who are seeking*

- To generate long term capital appreciation/income
- Investments predominantly in equity and equity related securities of midcap companies

*Investors should consult their financial advisors if they are not clear about the suitability of the product.



Performance, Product Label & Riskometer

Mirae Asset Great Consumer Fund - An open ended equity scheme following consumption theme

Period	Scheme	Scheme Benchmark*	Additional Benchmark**
Last 1 year	23.92%	28.60%	20.59%
Last 3 years	18.99%	19.03%	13.28%
Last 5 years	19.82%	19.35%	15.76%
Since Inception	17.67%	16.19%	12.54%
Value of Rs. 10000 invested (in Rs.) Since Inception	92,663	77,956	50,329
NAV as on 29th Nov, 2024	₹ 92.663		
Index Value 29th Nov, 2024	Index Value of Scheme benchmark is 14,338.82 and BSE Sensex (TRI) is 1,23,744.09		
Allotment Date	29th March, 2011		
Scheme Benchmark	*Nifty India Consumption Index (TRI)		
Additional Benchmark	**BSE Sensex (TRI)		

Fund manager : Mr. Ankit Jain & Mr. Siddhant Chhabria managing the scheme since October, 2016 & June 21, 2021 respectively.
 Note: Returns for 1 year and below are absolute returns, Returns above 1 year are CAGR- Compounded Annualized Growth returns.
 Latest available NAV has been taken for return calculation wherever applicable

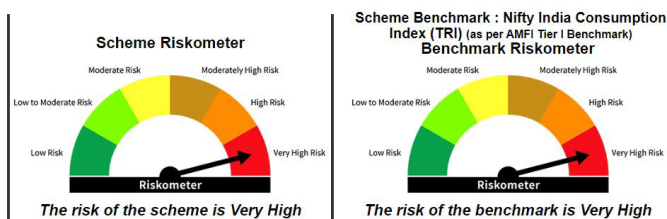
PRODUCT LABELLING

Mirae Asset Great Consumer Fund

This product is suitable for investors who are seeking*

- Long term capital appreciation
- Thematic fund investing in equity & equity related securities of companies benefiting directly or indirectly from consumption led demand in India

*Investors should consult their financial advisors if they are not clear about the suitability of the product.



Mirae Asset Multicap Fund - An open-ended equity scheme investing across large cap, mid cap and small cap stocks

Period	Scheme	Scheme Benchmark*	Additional Benchmark**
Last 1 year	27.74%	29.27%	21.27%
Since Inception	28.61%	31.13%	19.93%
Value of Rs. 10000 invested (in Rs.) Since Inception	13,798	14,134	12,612
NAV as on 29th Nov, 2024	₹ 13.798		
Index Value 29th Nov, 2024	Index Value of benchmark is 20,603.94 and Nifty 50 Index (TRI) is 35,878.82		
Allotment Date	21st Aug, 2023		
Scheme Benchmark	*NIFTY 500 Multicap 50:25:25 (TRI)		
Additional Benchmark	**Nifty 50 Index (TRI)		

Fund manager : Mr. Ankit Jain managing the scheme since 21st August, 2023.
 Note: Returns (%) for less than 1 year calculated on simple annualized basis, others are CAGR- Compounded Annualized Growth returns.
 Latest available NAV has been taken for return calculation wherever applicable

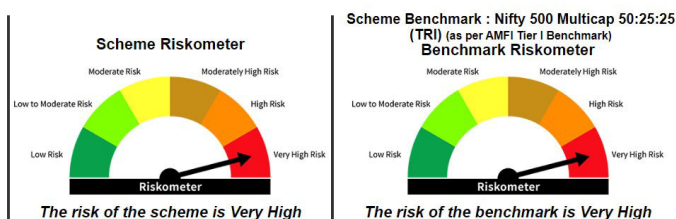
PRODUCT LABELLING

Mirae Asset Multicap Fund

This product is suitable for investors who are seeking*

- To generate long term capital appreciation /income
- Investments predominantly in equity and equity related securities of large cap/mid cap/small cap companies.

*Investors should consult their financial advisors if they are not clear about the suitability of the product.



Performance, Product Label & Riskometer

Mirae Asset Large & Midcap Fund (formerly known as Mirae Asset Emerging Bluechip Fund) – An open ended equity scheme investing in both large cap and mid cap stocks.

Period	Scheme	Scheme Benchmark*	Additional Benchmark**
Last 1 year	25.45%	28.54%	20.59%
Last 3 years	15.18%	19.22%	13.28%
Last 5 years	20.71%	22.42%	15.76%
Since Inception	20.49%	14.87%	12.46%
Value of Rs. 10000 invested (in Rs.) Since Inception	1,46,536	73,687	54,286
NAV as on 29th Nov, 2024	₹ 146.536		
Index Value 29th Nov, 2024	Index Value of Scheme benchmark is 20,321.56 and BSE Sensex (TRI) is 1,23,744.09		
Allotment Date	09th July, 2010		
Scheme Benchmark	*Nifty Large Midcap 250 Index (TRI)		
Additional Benchmark	**BSE Sensex (TRI)		

Fund managers : Mr. Neelesh Surana managing the scheme since 9th July, 2010 & Mr. Ankit Jain since 31st, January 2019 respectively.

Note: Returns for 1 year and below are absolute returns. Returns above 1 year are CAGR- Compounded Annualized Growth returns.

Latest available NAV has been taken for return calculation wherever applicable

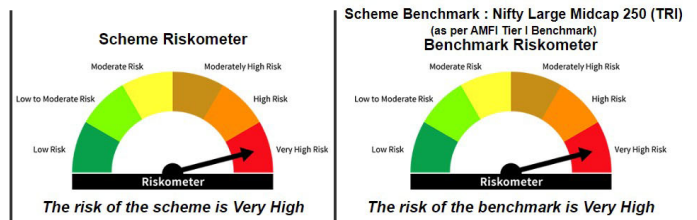
PRODUCT LABELLING

Mirae Asset Large & Midcap Fund

This product is suitable for investors who are seeking*

- Long term capital appreciation
- Large & Mid Cap fund investing atleast 35% in large cap stock & atleast 35% in mid cap stocks

*Investors should consult their financial advisors if they are not clear about the suitability of the product.



Performance data as on 29th November, 2024

Past Performance may or may not be sustained in future.

Note: For computation of since inception returns (%) the allotment NAV has been taken as ₹10.00.

The performance of other funds managed by the same fund manager is given in the respective page of the schemes

Note:1. Different Plans under the scheme has different expense structure. The reference and details provided here in are of Regular Plan - Growth Option

Please visit the website for more details: <https://www.miraeassetmf.co.in/downloads/statutory-disclosure/addendum>

For further information about other schemes (product labelling and performance of the fund) please visit the website of the AMC: www.miraeassetmf.co.in

Distributed by

Follow us on: [f](#) [X](#) [v](#) [in](#) [@](#) [w](#)

Mutual fund investments are subject to market risks, read all scheme related documents carefully.