

# Mirae Asset Large & Midcap Fund

(formerly known as Mirae Asset Emerging Bluechip Fund)

Large & Mid Cap Fund - An open ended equity scheme investing in both large cap and mid cap stocks.

## AIM TO GROW WEALTH WITH THE EMERGING BLUECHIP COMPANIES

\*Pursuant to notice cum addendum no. 62/2023, the name of schemes of Mirae Asset Mutual Fund has been changed with effect from December 15, 2023.

Data as on 31st August, 2024



### HERE'S WHY YOU SHOULD CONSIDER INVESTING

- Diversify your portfolio among large cap and mid cap companies in a certain ratio.
- Large cap stocks aim to provide growth and stability.
- Mid cap stocks seek alpha generation capabilities.

### INVESTMENT DETAILS

- Allotment Date:** 9<sup>th</sup> July, 2010
- Benchmark:** Nifty Large Midcap 250 Index (TRI)
- Net AUM as on 31st August, 2024:** (INR Crs.) 40,204.84

### INVESTMENT FRAMEWORK

- Invest 35-65% in Large Cap companies and 35-65% in Mid Cap companies.\*\*
- Bottoms-up approach: Driven by value investing in growth oriented businesses.
- Participate in the growth of emerging companies which have the potential to be tomorrow's Bluechip companies.

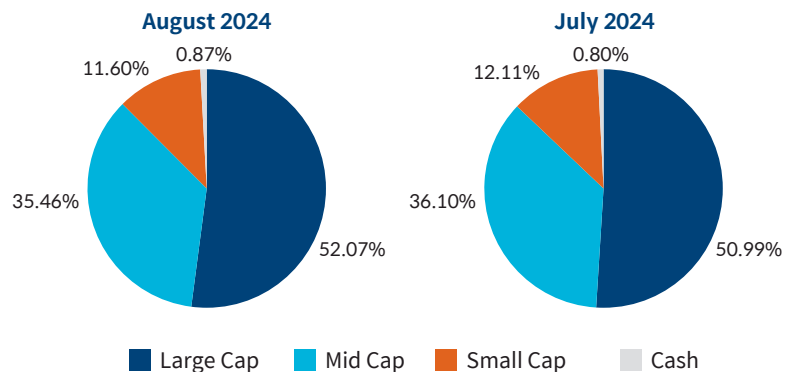
### PORTFOLIO PSYCHOGRAPHICS



#### PORTFOLIO

No of Stocks (Equity)	90
Top 10 Stock %	27.34%
Top 5 Sectors %	43.34%
Information Ratio	-1.60

### MARKET CAPITALIZATION



## IDEAL INVESTOR PROFILE



**Goal:**  
Aim for Wealth Generation



**Investment Time Horizon:**  
3 Years +



**Risk Profile:**  
Very High



**Plans and options:** Regular Plan and Direct Plan with Growth and Payout of Income Distribution cum Capital Withdrawal option/ Reinvestment of Income Distribution cum Capital Withdrawal option.



**Minimum Investment Amount<sup>^</sup>:** ₹ 5,000/- and in Multiples of ₹ 1/- thereafter

## FUND DETAILS

**Fund Manager:** Mr. Neelesh Surana (since inception of the fund) and Mr. Ankit Jain (since January 31<sup>st</sup> 2019)

**SIP Amount:** Fresh Registration through SIP shall be allowed for a maximum of up to Rs.25,000/- through Monthly frequency cumulatively aggregated across all available SIP Dates of each month before the cut off time of 15:00 hours on any business day. SIP shall not be available through Quarterly frequency under the scheme and remains suspended.

The limit of Rs.25,000/- through SIP route (monthly frequency) shall be aggregated and applicable at primary holder PAN level for each new application received. All applications made differently in the name of the minor and also in the name of the guardian under the same PAN will be considered as applications submitted under the same PAN, for the purpose of aggregation and the said threshold will be applicable collectively. For the purpose of illustration, please see the below reference grid -

Existing SIP	Fresh SIP Registration
Existing SIP of <= Rs 2,500	Fresh SIP Registration up to Rs.25,000 allowed at PAN level
Existing SIP of <= Rs 25,000	Fresh SIP Registration up to Rs. 25,000 allowed at PAN level
Existing SIP of > Rs 25,000	Fresh SIP Registration up to Rs. 25,000 allowed at PAN level
No Registration under this scheme	Fresh SIP Registration up to Rs. 25,000 allowed at PAN level

## PERFORMANCE REPORT

Period	Mirae Asset Large & Midcap Fund	Scheme Benchmark*	Additional Benchmark**
Last 1 year	39.01%	44.18%	28.63%
Last 3 years	17.45%	21.99%	14.15%
Last 5 years	24.53%	25.96%	18.56%
Since Inception	21.32%	15.53%	12.93%
Value of Rs. 10000 invested (in Rs.) Since Inception	1,54,221	77,174	55,933
NAV as on 31st Aug. 2024	₹154.221		
Index Value 31st Aug. 2024	Index Value of Scheme benchmark is 21,283.26 and BSE Sensex (TRI) is 1,27,497.28		
Allotment Date	09th July, 2010		
Scheme Benchmark	*Nifty Large Midcap 250 Index (TRI)		
Additional Benchmark	**BSE Sensex (TRI)#		

Fund managers : Mr. Neelesh Surana managing the scheme since 9th July, 2010 & Mr. Ankit Jain since 31st, January 2019 respectively.  
Note: Returns for 1 year and below are absolute returns, Returns above 1 year are CAGR- Compounded Annualized Growth returns.  
Latest available NAV has been taken for return calculation wherever applicable

## MARKET OUTLOOK<sup>^</sup>

- In August 2024, Indian markets gained 1%, driven by Pharma and IT sectors, despite global volatility.
- The U.S. Federal Reserve signaled potential rate cuts, leading to a slight decline in bond yields.
- India's GDP growth slowed to 6.7%, while inflation fell, and GST revenues increased.
- Corporate earnings were steady, with strong contributions from healthcare, real estate, and capital goods.
- India's long-term growth outlook remains robust amidst global uncertainties.

### Past Performance may or may not be sustained in future.

Note: For computation of since inception returns (%) the allotment NAV has been taken as ₹ 10.00.

Note:1. Different Plans under the scheme has different expense structure. The reference and details provided here in are of Regular Plan - Growth Option

\*Pursuant to notice cum addendum no. 62/2023, the name of schemes of Mirae Asset Mutual Fund has been changed with effect from December 15, 2023.

#Change in name of additional benchmark with effect from June 01, 2024.

<sup>^</sup>Pursuant to notice cum addendum no. 35/2024, Minimum Investment Amount of the scheme has been changed with effect from August 01, 2024. Please visit the website for more details: <https://www.miraeeasnetmf.co.in/downloads/statutory-disclosure/addendum>.

\*\*Pursuant to Clause 2.7 of Part IV of SEBI Master Circular dated June 27, 2024, the universe of "Mid Cap" shall consist of 101st to 250th company, Large Cap" shall consist of top 100 companies, Small Cap shall consist of 251st and onwards companies in terms of full market capitalization.


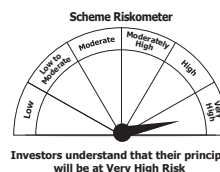
**Disclaimer:** Views expressed by the Fund Manager cannot be construed to be a decision to invest. The statements contained herein are based on current views and involve known and unknown risks and uncertainties. Whilst Mirae Asset Investment Managers (India) Private Limited (the AMC) shall have no responsibility/liability whatsoever for the accuracy or any use or reliance thereof of such information. The AMC, its associate or sponsors or group companies, its Directors or employees accept no liability for any loss or damage of any kind resulting out of the use of this document.

## PRODUCT LABELLING

Mirae Asset Large & Midcap Fund Fund is suitable for investors who are seeking\*

- Long term capital Appreciation
- Large & Mid Cap fund investing atleast 35% in large cap stock & atleast 35% in mid cap stocks

\*Investors should consult their financial advisors, if they are not clear about the suitability of the product.



## Performance, Product Label & Riskometer

**Mirae Asset ELSS Tax Saver Fund** (formerly known as Mirae Asset Tax Saver Fund) – An open ended equity linked saving scheme with a statutory lock in of 3 years and tax benefit

Period	Scheme	Scheme Benchmark* (Tier 1)	Scheme Benchmark* (Tier 2)	Additional Benchmark**
Last 1 year	38.40%	41.58%	40.39%	28.63%
Last 3 years	17.38%	18.95%	17.85%	14.15%
Last 5 years	23.45%	22.73%	21.51%	18.56%
Since Inception	20.10%	17.02%	16.57%	15.64%
Value of Rs. 10000 invested (in Rs.) Since Inception	49,061	39,139	37,861	35,318
NAV as on 31st Aug, 2024	₹49.061			
Index Value 31st Aug, 2024	Index Value of Scheme benchmark is 37,449.92 / 18,850.10 and BSE Sensex (TRI) is 1,27,497.28			
Allotment Date	28th December, 2015			
Scheme Benchmark	*Tier-1-Nifty 500 (TRI) Tier-2-Nifty 200 (TRI)			
Additional Benchmark	**BSE Sensex (TRI)**			

Fund manager : Mr. Neelesh Surana managing the scheme since 28th December, 2015.

Note: Returns for 1 year and below are absolute returns, Returns above 1 year are CAGR- Compounded Annualized Growth returns.

Latest available NAV has been taken for return calculation wherever applicable

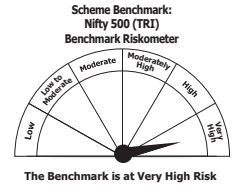
\*\*Change in name of additional benchmark with effect from June 01, 2024.

### PRODUCT LABELLING

Mirae Asset ELSS Tax Saver Fund is suitable for investors who are seeking\*

- Growth of capital over long term
- Invests predominantly in equity and equity related instruments: ELSS with a 3 year lock in period and tax benefits

\*Investors should consult their financial advisors, if they are not clear about the suitability of the product.



Performance data as on 31st August, 2024

Past Performance may or may not be sustained in future.

Note: For computation of since inception returns (%) the allotment NAV has been taken as ₹10.00.

The performance of other funds managed by the same fund manager is given in the respective page of the schemes

Note: 1. Different Plans under the scheme has different expense structure. The reference and details provided here in are of Regular Plan - Growth Option

Please visit the website for more details: <https://www.miraeassetmf.co.in/downloads/statutory-disclosure/addendum>

For further information about other schemes (product labelling and performance of the fund) please visit the website of the AMC: [www.miraeassetmf.co.in](http://www.miraeassetmf.co.in)

Distributed by

Follow us on

Please consult your financial advisor or Mutual Fund Distributor for more details

**Mutual fund investments are subject to market risks, read all scheme related documents carefully.**

Email Us  
customercare@miraeasset.com

Call Us  
1800-2090-777 (Toll Free)  
Mon-Sat: 9 a.m. to 6 p.m.

Internet  
[www.miraeassetmf.co.in](http://www.miraeassetmf.co.in)