

# Mirae Asset Large & Midcap Fund

(formerly known as Mirae Asset Emerging Bluechip Fund)

Large & Mid Cap Fund - An open ended equity scheme investing in both large cap and mid cap stocks.

## AIM TO GROW WEALTH WITH THE EMERGING BLUECHIP COMPANIES

\*Pursuant to notice cum addendum no. 62/2023, the name of schemes of Mirae Asset Mutual Fund has been changed with effect from December 15, 2023.

Data as on 30th November, 2024



### HERE'S WHY YOU SHOULD CONSIDER INVESTING

- Diversify your portfolio among large cap and mid cap companies in a certain ratio.
- Large cap stocks aim to provide growth and stability.
- Mid cap stocks seek alpha generation capabilities.

### INVESTMENT DETAILS

- Allotment Date:** 9<sup>th</sup> July, 2010
- Benchmark:** Nifty Large Midcap 250 Index (TRI)
- Net AUM as on 30th November, 2024:** (INR Crs.) 38,680.34

### INVESTMENT FRAMEWORK

- Invest 35-65% in Large Cap companies and 35-65% in Mid Cap companies.\*\*
- Bottoms-up approach: Driven by value investing in growth oriented businesses.
- Participate in the growth of emerging companies which have the potential to be tomorrow's Bluechip companies.

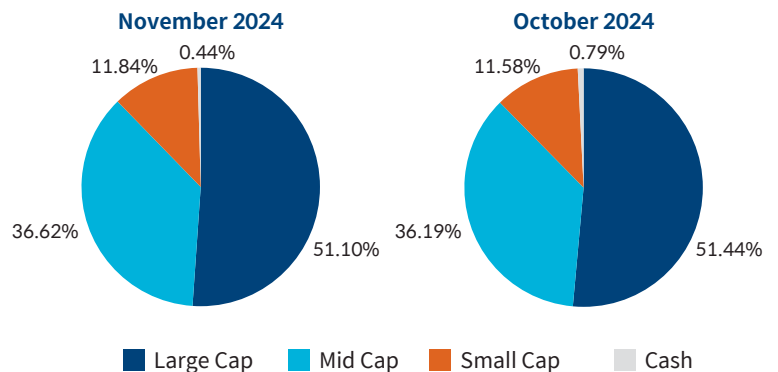
### PORTFOLIO PSYCHOGRAPHICS



#### PORTFOLIO

No of Stocks (Equity)	101
Top 10 Stock %	28.14%
Top 5 Sectors %	43.18%
Information Ratio	-1.48

### MARKET CAPITALIZATION



## IDEAL INVESTOR PROFILE



**Goal:**  
Aim for Wealth Generation



**Investment Time Horizon:**  
3 Years +



**Risk Profile:**  
Very High



**Plans and options:** Regular Plan and Direct Plan with Growth and Payout of Income Distribution cum Capital Withdrawal option/ Reinvestment of Income Distribution cum Capital Withdrawal option.



**Minimum Investment Amount<sup>^</sup>:** ₹ 5,000/- and in Multiples of ₹ 1/- thereafter

## FUND DETAILS

**Fund Manager:** Mr. Neelesh Surana (since inception of the fund) and Mr. Ankit Jain (since January 31<sup>st</sup> 2019)

**SIP Amount:** Monthly and Quarterly: Minimum of ₹99/- (multiples of ₹1/- thereafter), minimum 5 in case of Monthly / Quarterly option.  
Fresh Registration through SIP shall be allowed for a maximum of up to Rs.25,000/- through Monthly frequency cumulatively aggregated across all available SIP Dates of each month before the cut off time of 15:00 hours on any business day.  
SIP shall not be available through Quarterly frequency under the scheme and remains suspended.  
The limit of Rs.25,000/- through SIP route (monthly frequency) shall be aggregated and applicable at primary holder PAN level for each new application received.  
All applications made differently in the name of the minor and also in the name of the guardian under the same PAN will be considered as applications submitted under the same PAN, for the purpose of aggregation and the said threshold will be applicable collectively. For the purpose of illustration, please see the below reference grid -

Existing SIP	Fresh SIP Registration
Existing SIP of <= Rs 2,500	Fresh SIP Registration up to Rs.25,000 allowed at PAN level
Existing SIP of <= Rs 25,000	Fresh SIP Registration up to Rs. 25,000 allowed at PAN level
Existing SIP of > Rs 25,000	Fresh SIP Registration up to Rs. 25,000 allowed at PAN level
No Registration under this scheme	Fresh SIP Registration up to Rs. 25,000 allowed at PAN level

## PERFORMANCE REPORT

Period	Mirae Asset Large & Midcap Fund	Scheme Benchmark*	Additional Benchmark**
Last 1 year	25.45%	28.54%	20.59%
Last 3 years	15.18%	19.22%	13.28%
Last 5 years	20.71%	22.42%	15.76%
Since Inception	20.49%	14.87%	12.46%
Value of Rs. 10000 invested (in Rs.) Since Inception	1,46,536	73,687	54,286
NAV as on 29th Nov, 2024	₹ 146.536		
Index Value 29th Nov, 2024	Index Value of Scheme benchmark is 20,321.56 and BSE Sensex (TRI) is 1,23,744.09		
Allotment Date	09th July, 2010		
Scheme Benchmark	*Nifty Large Midcap 250 Index (TRI)		
Additional Benchmark	**BSE Sensex (TRI)		

Fund managers : Mr. Neelesh Surana managing the scheme since 9th July, 2010 & Mr. Ankit Jain since 31st, January 2019 respectively.  
Note: Returns for 1 year and below are absolute returns, Returns above 1 year are CAGR- Compounded Annualized Growth returns.  
Latest available NAV has been taken for return calculation wherever applicable

## MARKET OUTLOOK<sup>^</sup>

- Indian equity markets remained volatile in November 2024, with the Nifty 50 declining by 0.3%, while small caps outperformed, rising 1.8%.
- Sectorally, PSU Banks (+4.5%) and IT (+2.2%) led gains, while Pharma (-2.7%) and Metals (-2.6%) underperformed.
- GDP growth slowed to 5.4% in Q2FY25, impacted by weak government capex, inflation, and monsoon-related disruptions.
- Inflation reached a 14-month high of 6.2%, while GST collections grew 8.5% year on year but showed signs of deceleration.
- A recovery is anticipated in 2H FY25, supported by rural demand, increased government spending, and India's robust long-term growth fundamentals.

### Past Performance may or may not be sustained in future.

Note: For computation of since inception returns (%) the allotment NAV has been taken as ₹ 10.00.

Note: 1. Different Plans under the scheme has different expense structure. The reference and details provided here in are of Regular Plan - Growth Option

The performance of the schemes managed by the Fund manager is given below

\*Pursuant to notice cum addendum no. 62/2023, the name of schemes of Mirae Asset Mutual Fund has been changed with effect from December 15, 2023.

Please visit the website for more details: <https://www.miraeassetmf.co.in/downloads/statutory-disclosure/addendum>.

\*\*Pursuant to Clause 2.7 of Part IV of SEBI Master Circular dated June 27, 2024, the universe of "Mid Cap" shall consist of 101st to 250th company, Large Cap" shall consist of top 100 companies, Small Cap shall consist of 251st and onwards companies in terms of full market capitalization.

<sup>^</sup>**Disclaimer:** Views expressed by the Fund Manager cannot be construed to be a decision to invest. The statements contained herein are based on current views and involve known and unknown risks and uncertainties. Whilst Mirae Asset Investment Managers (India) Private Limited (the AMC) shall have no responsibility/liability whatsoever for the accuracy or any use or reliance thereof of such information. The AMC, its associate or sponsors or group companies, its Directors or employees accept no liability for any loss or damage of any kind resulting out of the use of this document.

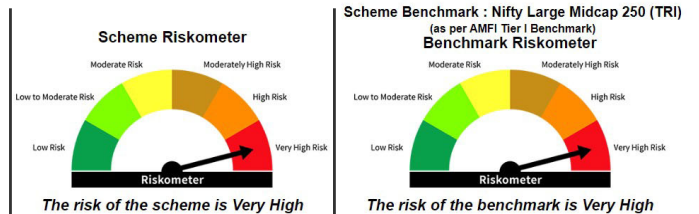
## PRODUCT LABELLING

### Mirae Asset Large & Midcap Fund

This product is suitable for investors who are seeking\*

- Long term capital appreciation
- Large & Mid Cap fund investing atleast 35% in large cap stock & atleast 35% in mid cap stocks

\*Investors should consult their financial advisors if they are not clear about the suitability of the product.



## Performance, Product Label & Riskometer

**Mirae Asset ELSS Tax Saver Fund** (formerly known as Mirae Asset Tax Saver Fund) – An open ended equity linked saving scheme with a statutory lock in of 3 years and tax benefit

Period	Scheme	Scheme Benchmark* (Tier 1)	Scheme Benchmark* (Tier 2)	Additional Benchmark**
Last 1 year	28.11%	27.29%	26.38%	20.59%
Last 3 years	15.72%	16.89%	15.93%	13.28%
Last 5 years	20.11%	19.47%	18.22%	15.76%
Since Inception	19.01%	15.94%	15.48%	14.79%
Value of Rs. 10000 invested (in Rs.) Since Inception	47,326	37,464	36,141	34,278
NAV as on 29th Nov, 2024	₹ 47.326			
Index Value 29th Nov, 2024	Index Value of Scheme benchmark is 35,847.40 / 17,993.43 and BSE Sensex (TRI) is 1,23,744.09			
Allotment Date	28th December, 2015			
Scheme Benchmark	*Tier-1-Nifty 500 (TRI) Tier-2-Nifty 200 (TRI)			
Additional Benchmark	**BSE Sensex (TRI)			

Fund manager : Mr. Neelesh Surana managing the scheme since 28th December, 2015.

Note: Returns for 1 year and below are absolute returns, Returns above 1 year are CAGR- Compounded Annualized Growth returns.

Latest available NAV has been taken for return calculation wherever applicable

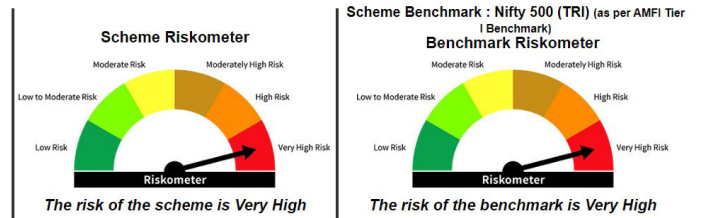
## PRODUCT LABELLING

### Mirae Asset ELSS Tax Saver Fund

This product is suitable for investors who are seeking\*

- Growth of capital over long term
- Invests predominantly in equity and equity related instruments: ELSS with a 3 year lock in period and tax benefits.

\*Investors should consult their financial advisors if they are not clear about the suitability of the product.



Performance data as on 29th November, 2024

Past Performance may or may not be sustained in future.

Note: For computation of since inception returns (%) the allotment NAV has been taken as ₹10.00.

The performance of other funds managed by the same fund manager is given in the respective page of the schemes

Note: 1. Different Plans under the scheme has different expense structure. The reference and details provided here in are of Regular Plan - Growth Option

Please visit the website for more details: <https://www.miraeassetmf.co.in/downloads/statutory-disclosure/addendum>

For further information about other schemes (product labelling and performance of the fund) please visit the website of the AMC: [www.miraeassetmf.co.in](http://www.miraeassetmf.co.in)

Distributed by

Follow us on: [f](#) [X](#) [v](#) [in](#) [@](#) [w](#)

Mutual fund investments are subject to market risks, read all scheme related documents carefully.