

# Mirae Asset Large Cap Fund

Large Cap Fund - An open ended equity scheme predominantly investing across large cap stocks.

Data as on 30th November, 2024

**A journey that took off 15 years ago.**

**We aim to soar ahead with Large Cap companies.**



## HERE'S WHY YOU SHOULD CONSIDER INVESTING

- Large cap businesses aim to provide both growth and stability.
- Large cap stocks have high liquidity compared to Mid/smallcap stocks - Liquidity is very important while making long term investment decisions.
- Identified companies with a sustainable competitive advantage.

## INVESTMENT DETAILS

- Allotment Date:** 4<sup>th</sup> April, 2008
- Benchmark:** NIFTY 100 Index TRI
- Net AUM as on 30th November, 2024:** (INR Crs.) 39,554.76

## INVESTMENT FRAMEWORK

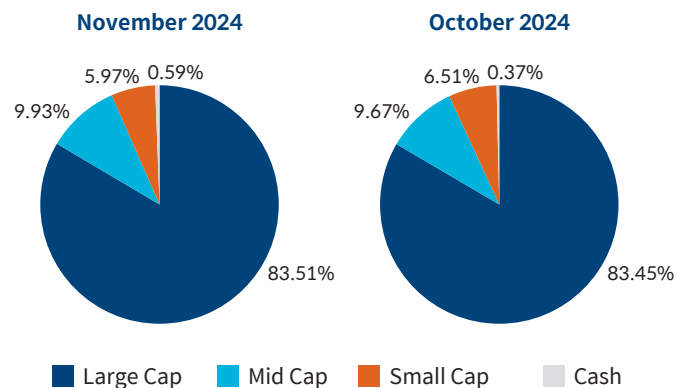
- Minimum 80% in Large cap stocks & Up to 20% in Mid cap & Small cap stocks.\*\*
- Fund has the flexibility to invest across sectors, styles & themes in picking investment opportunities.
- Invest in sector leaders with strong pricing power.
- Participate in high quality businesses at a reasonable price.

## PORTFOLIO PSYCHOGRAPHICS

### PORTFOLIO

No of Stocks (Equity)	82
Top 10 Stock %	48.85%
Top 5 Sectors %	52.75%
Information Ratio	-0.67

## MARKET CAPITALIZATION



## FUND DETAILS



**Fund Manager®:** Mr. Gaurav Misra (since 31<sup>st</sup> January, 2019)



**SIP Amount:** Monthly and Quarterly: Minimum ₹99/- (multiples of ₹1/- thereafter), minimum 5 in case of Monthly / Quarterly option.



**Minimum Investment Amount:** ₹5,000/- (multiples of ₹1/- thereafter). Minimum Additional Application Amount: ₹1,000/- per application and in multiples of ₹1/- thereafter.



**Plans and options:** Regular Plan and Direct Plan with Growth and Payout of Income Distribution cum Capital Withdrawal option/Reinvestment of Income Distribution cum Capital Withdrawal option.

## IDEAL INVESTOR PROFILE



**Goal:**  
Aim for Wealth Generation



**Investment Time Horizon:**  
3 years+



**Risk Profile:**  
Very High

## PERFORMANCE REPORT

Period	Mirae Asset Large Cap Fund	Scheme Benchmark*	Additional Benchmark**
Last 1 year	21.59%	25.34%	20.59%
Last 3 years	12.34%	14.47%	13.28%
Last 5 years	15.06%	16.78%	15.76%
Since Inception	15.40%	12.31%	11.92%
Value of Rs. 10000 invested (in Rs.) Since Inception	1,08,889	69,261	65,307
NAV as on 29th Nov, 2024	₹ 108.889		
Index Value 29th Nov, 2024	Index Value of Nifty 100 Index (TRI) is 34,044.81 and BSE Sensex (TRI) is 1,23,744.09		
Allotment Date	04th April, 2008		
Scheme Benchmark	*Nifty 100 Index (TRI)		
Additional Benchmark	**BSE Sensex (TRI)		

Fund managers: Mr. Gaurav Misra managing the scheme since January 31, 2019.

Note: Returns for 1 year and below are absolute returns, Returns above 1 year are CAGR- Compounded Annualized Growth returns.

Latest available NAV has been taken for return calculation wherever applicable

## MARKET OUTLOOK^

- Indian equity markets remained volatile in November 2024, with the Nifty 50 declining by 0.3%, while small caps outperformed, rising 1.8%.
- Sectorally, PSU Banks (+4.5%) and IT (+2.2%) led gains, while Pharma (-2.7%) and Metals (-2.6%) underperformed.
- GDP growth slowed to 5.4% in Q2FY25, impacted by weak government capex, inflation, and monsoon-related disruptions.
- Inflation reached a 14-month high of 6.2%, while GST collections grew 8.5% year on year but showed signs of deceleration.
- A recovery is anticipated in 2H FY25, supported by rural demand, increased government spending, and India's robust long-term growth fundamentals.

### Past Performance may or may not be sustained in future.

Note: For computation of since inception returns (%) the allotment NAV has been taken as ₹ 10.00.

Note:1. Different Plans under the scheme has different expense structure. The reference and details provided here in are of Regular Plan - Growth Option

The performance of the schemes managed by the Fund manager is given below

\*\*Pursuant to Clause 2.7 of Part IV of SEBI Master Circular dated June 27, 2024, the universe of "Mid Cap" shall consist of 101st to 250th company, Large Cap" shall consist of top 100 companies, Small Cap shall consist of 251st and onwards companies in terms of full market capitalization.

©Pursuant to notice cum addendum no. 17/2024, Fund Manager of the scheme has been changed with effect from April 03, 2024.

Please visit the website for more details: <https://www.miraeassetmf.co.in/downloads/statutory-disclosure/addendum>

**Disclaimer:** Views expressed by the Fund Manager cannot be construed to be a decision to invest. The statements contained herein are based on current views and involve known and unknown risks and uncertainties. Whilst Mirae Asset Investment Managers (India) Private Limited (the AMC) shall have no responsibility/liability whatsoever for the accuracy or any use or reliance thereof of such information. The AMC, its associate or sponsors or group companies, its Directors or employees accept no liability for any loss or damage of any kind resulting out of the use of this document.

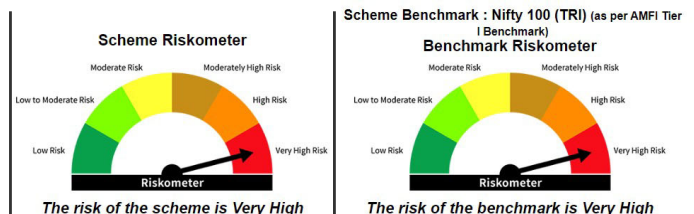
## PRODUCT LABELLING

### Mirae Asset Large Cap Fund

This product is suitable for investors who are seeking\*

- To generate long term capital appreciation/income
- Investment predominantly in Large Cap companies.

\*Investors should consult their financial advisors if they are not clear about the suitability of the product.



## Performance, Product Label & Riskometer

**Mirae Asset Focused Fund** – An open ended equity scheme investing in a maximum of 30 stocks intending to focus in large cap, mid cap and small cap category (i.e., Multi-cap)

Period	Scheme	Scheme Benchmark* (Tier 1)	Scheme Benchmark* (Tier 2)	Additional Benchmark**
Last 1 year	22.35%	27.29%	26.38%	20.59%
Last 3 years	9.18%	16.89%	15.93%	13.28%
Last 5 years	16.85%	19.47%	18.22%	15.76%
Since Inception	18.40%	18.92%	17.93%	16.13%
Value of Rs. 10000 invested (in Rs.) Since Inception	25,551	26,159	24,979	22,930
NAV as on 29th Nov, 2024	₹ 25.551			
Index Value 29th Nov, 2024	Index Value of Scheme benchmark is 35,847.40 / 17,993.43 and BSE Sensex (TRI) is 1,23,744.09			
Allotment Date	14th May, 2019			
Scheme Benchmark	*Tier-1-Nifty 500 (TRI) Tier-2-Nifty 200 (TRI)			
Additional Benchmark	**BSE Sensex (TRI)			

Fund manager : Mr. Gaurav Misra managing the scheme since May, 2019

Note: Returns for 1 year and below are absolute returns, Returns above 1 year are CAGR- Compounded Annualized Growth returns.

Latest available NAV has been taken for return calculation wherever applicable

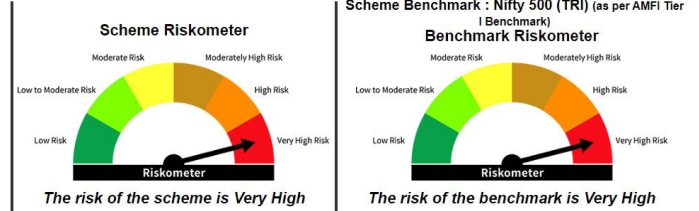
## PRODUCT LABELLING

### Mirae Asset Focused Fund

This product is suitable for investors who are seeking\*

- To generate long term capital appreciation/income.
- Investment in a concentrated portfolio of equity & equity related instrument of up to 30 companies across large, mid and small cap category.

\*Investors should consult their financial advisors if they are not clear about the suitability of the product.



Performance data as on 29th November, 2024

Past Performance may or may not be sustained in future.

Note: For computation of since inception returns (%) the allotment NAV has been taken as ₹10.00.

The performance of other funds managed by the same fund manager is given in the respective page of the schemes

Note: 1. Different Plans under the scheme has different expense structure. The reference and details provided here in are of Regular Plan - Growth Option  
Please visit the website for more details: <https://www.miraeassetmf.co.in/downloads/statutory-disclosure/addendum>

Distributed by

Follow us on:

**Mutual fund investments are subject to market risks, read all scheme related documents carefully.**

[customercare@miraeasset.com](mailto:customercare@miraeasset.com)

1800-2090-777 (Toll Free) Mon-Sat: 9 a.m. to 6 p.m.

[www.miraeassetmf.co.in](http://www.miraeassetmf.co.in)

Contact your Financial advisor or Mutual Fund Distributor for details.