

Mirae Asset Healthcare Fund

Sectoral/Thematic: An open ended equity scheme investing in healthcare and allied sectors.

INVEST IN A POTENTIALLY HEALTHY FUND

Data as on 31st October, 2024



HERE'S WHY YOU SHOULD CONSIDER INVESTING

- Investment for long term
- Flexibility to invest across market capitalisation & styles
- Healthcare is an evolving theme which has growth potential and covers business in the following sectors:

| | | | |
|------------------------|----------------------------|------------------|------------------|
| Pharmaceuticals | Healthcare Services | Insurance | Chemicals |
|------------------------|----------------------------|------------------|------------------|

INVESTMENT DETAILS

- Allotment Date:** 2nd July, 2018
- Benchmark:** BSE Healthcare Index (TRI)
- Net AUM as on 31st October, 2024:** (INR Crs.) 2,770.21

INVESTMENT FRAMEWORK

- The endeavour is to maintain a concentrated portfolio of 30 (+/- 5) stocks.
- Generally the fund has the flexibility to invest across market capitalisation and style in selecting investment opportunities within this theme.

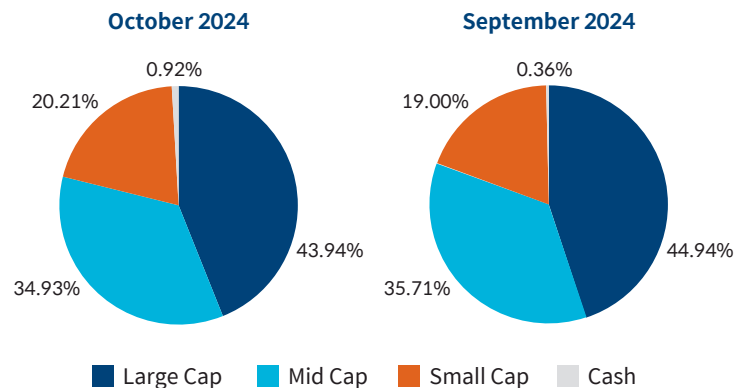
PORTFOLIO PSYCHOGRAPHICS



PORTFOLIO

| | |
|-----------------------|--------|
| No of Stocks (Equity) | 30 |
| Top 10 Stock % | 63.04% |
| Top 5 Sectors % | 99.08% |
| Information Ratio | -0.65 |

MARKET CAPITALIZATION



FUND DETAILS



Fund Manager: Mr. Vrijesh Kasera (since 02nd July, 2018)



SIP Amount: Monthly and Quarterly: Minimum ₹99/- (multiples of 1/- thereafter), minimum 5 in case of Monthly / Quarterly option.



Minimum Investment Amount: ₹5,000/- and in multiples of 1/- thereafter. Minimum Additional Application Amount: ₹1,000/- per application and in multiples of 1/- thereafter.



Plans and options: Regular Plan and Direct Plan with Growth and Payout of Income Distribution cum Capital Withdrawal option/Reinvestment of Income Distribution cum Capital Withdrawal option.

IDEAL INVESTOR PROFILE



Goal:
Aim for Wealth Generation



Investment Time Horizon:
5 Years +



Risk Profile:
Very High

PERFORMANCE REPORT

| Period | Mirae Asset Healthcare Fund | Scheme Benchmark* | Additional Benchmark** |
|--|--|-------------------|------------------------|
| Last 1 year | 55.03% | 61.91% | 25.86% |
| Last 3 years | 19.26% | 21.34% | 11.59% |
| Last 5 years | 29.36% | 27.91% | 15.99% |
| Since Inception | 23.73% | 20.67% | 15.05% |
| Value of Rs. 10000 invested (in Rs.) Since Inception | 38,552 | 32,895 | 24,319 |
| NAV as on 31st Oct, 2024 | ₹ 38.552 | | |
| Index Value 31st Oct, 2024 | Index Value of Scheme benchmark is 50,650.16 and BSE Sensex (TRI) is 1,23,049.15 | | |
| Allotment Date | 02nd July, 2018 | | |
| Scheme Benchmark | *BSE Healthcare Index (TRI) | | |
| Additional Benchmark | **BSE Sensex (TRI) | | |

Fund manager : Mr. Vrijesh Kasera managing the scheme since July 02, 2018

Note: Returns for 1 year and below are absolute returns, Returns above 1 year are CAGR- Compounded Annualized Growth returns.

Latest available NAV has been taken for return calculation wherever applicable

MARKET OUTLOOK^

- In October 2024, the Nifty 50 fell by 6.2%, its largest monthly loss since 2020, impacted by factors such as foreign outflows driven by China's economic recovery, weak quarterly earnings, geopolitical tensions, and U.S. election uncertainty.
- India was the worst-performing global market, while Japan, Taiwan, and Thailand saw gains.
- On the domestic front, India's manufacturing Purchasing Manager Index rose, but inflation hit a nine-month high at 5.5%, and GST collections showed slower growth.
- Corporate earnings growth has softened due to commodity pressures and lower demand, but festive demand was encouraging with strong UPI and e-commerce activity.
- Despite near-term challenges, India's long-term growth outlook remains positive, driven by robust fiscal health, resilient corporate balance sheets, and a focus on capex and rural recovery in the coming months, though global risks continue to weigh on sentiment.

Past Performance may or may not be sustained in future.

Note: For computation of since inception returns (%) the allotment NAV has been taken as ₹ 10.00.

Note:1. Different Plans under the scheme has different expense structure. The reference and details provided here in are of Regular Plan - Growth Option

The performance of the schemes managed by the Fund manager is given below

**Pursuant to Clause 2.7 of Part IV of SEBI Master Circular dated June 27, 2024, the universe of "Mid Cap" shall consist of 101st to 250th company, Large Cap" shall consist of top 100 companies, Small Cap shall consist of 251st and onwards companies in terms of full market capitalization.

Please visit the website for more details: <https://www.miraeassetmf.co.in/downloads/statutory-disclosure/addendum>

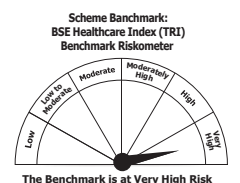
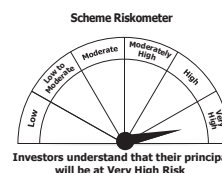
Disclaimer: Views expressed by the Fund Manager cannot be construed to be a decision to invest. The statements contained herein are based on current views and involve known and unknown risks and uncertainties. Whilst Mirae Asset Investment Managers (India) Private Limited (the AMC) shall have no responsibility/liability whatsoever for the accuracy or any use or reliance thereof of such information. The AMC, its associate or sponsors or group companies, its Directors or employees accept no liability for any loss or damage of any kind resulting out of the use of this document.

PRODUCT LABELLING

Mirae Asset Healthcare Fund is suitable for investors who are seeking*

- To generate long term capital appreciation
- Investments in equity and equity related securities of companies benefitting directly or indirectly in Healthcare and allied sector in India

*Investors should consult their financial advisors, if they are not clear about the suitability of the product.



Performance, Product Label & Riskometer

Mirae Asset Equity Savings Fund - An open ended scheme investing in equity, arbitrage and debt

| Period | Scheme | Scheme Benchmark* | Additional Benchmark** |
|--|---|-------------------|------------------------|
| Last 1 year | 17.60% | 14.95% | 10.70% |
| Last 3 years | 9.46% | 8.57% | 5.60% |
| Last 5 years | 11.96% | 10.07% | 5.44% |
| Since Inception | 11.69% | 10.04% | 6.46% |
| Value of Rs. 10000 invested (in Rs.) Since Inception | 19,149 | 17,550 | 14,445 |
| NAV as on 31st Oct, 2024 | ₹ 19.149 | | |
| Index Value 31st Oct, 2024 | Index Value of Scheme benchmark is 5,960.98 and CRISIL 10 Year Gilt Index is 4,802.06 | | |
| Allotment Date | 17th Dec, 2018 | | |
| Scheme Benchmark | *Nifty Equity Savings Index | | |
| Additional Benchmark | **CRISIL 10 Year Gilt Index | | |

Fund managers : Mr. Harshad Borawake (since October 12, 2019), Mr. Vrijesh Kasera (since October 12, 2019), Ms. Bharti Sawant (Equity portion) (since December 28, 2020) and Mr. Mahendra Jajoo (Debt Portion) (since December 18, 2018) respectively.

Note: Returns for 1 year and below are absolute returns, Returns above 1 year are CAGR- Compounded Annualized Growth returns.

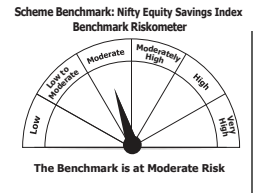
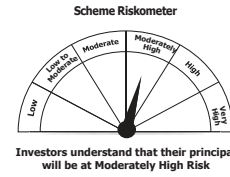
Latest available NAV has been taken for return calculation wherever applicable

PRODUCT LABELLING

Mirae Asset Equity Savings Fund is suitable for investors who are seeking*

- Capital appreciation and income distribution
- Investment in equity and equity related instruments, arbitrage opportunities and debt & money market instruments

*Investors should consult their financial advisors, if they are not clear about the suitability of the product.



Mirae Asset Aggressive Hybrid Fund (formerly known as Mirae Asset Hybrid Equity Fund) - An open ended hybrid scheme investing predominantly in equity and equity related instruments

| Period | Scheme | Scheme Benchmark* | Additional Benchmark** |
|--|--|-------------------|------------------------|
| Last 1 year | 26.56% | 25.65% | 25.86% |
| Last 3 years | 11.62% | 11.91% | 11.59% |
| Last 5 years | 15.08% | 15.10% | 15.99% |
| Since Inception | 12.95% | 12.59% | 13.49% |
| Value of Rs. 10000 invested (in Rs.) Since Inception | 30,899 | 30,001 | 32,292 |
| NAV as on 31st Oct, 2024 | ₹ 30.899 | | |
| Index Value 31st Oct, 2024 | Index Value of Scheme benchmark is 19,907.10 and BSE Sensex (TRI) is 1,23,049.15 | | |
| Allotment Date | 29th July, 2015 | | |
| Scheme Benchmark | *CRISIL Hybrid 35+65 -Aggressive Index | | |
| Additional Benchmark | **BSE Sensex (TRI) | | |

Fund managers: Mr. Harshad Borawake (Equity Portion) (April 01, 2020), Vrijesh Kasera (Equity Portion) (Since April 01, 2020) & Mr. Mahendra Jajoo (Debt Portion) (since September 08, 2016) respectively.

Note: Returns for 1 year and below are absolute returns, Returns above 1 year are CAGR- Compounded Annualized Growth returns.

Latest available NAV has been taken for return calculation wherever applicable

PRODUCT LABELLING

Mirae Asset Aggressive Hybrid Fund is suitable for investors who are seeking*

- Capital appreciation along with current income over long term
- Aggressive hybrid fund investing predominantly in equities & equity related instruments with balance exposure to debt & money market instruments

*Investors should consult their financial advisors, if they are not clear about the suitability of the product.



Performance data as on 31st October, 2024

Past Performance may or may not be sustained in future.

Note: For computation of since inception returns (%) the allotment NAV has been taken as ₹10.00.

The performance of other funds managed by the same fund manager is given in the respective page of the schemes

Note: 1. Different Plans under the scheme has different expense structure. The reference and details provided here in are of Regular Plan - Growth Option

Please visit the website for more details: <https://www.miraeassetmf.co.in/downloads/statutory-disclosure/addendum>

For further information about other schemes (product labelling and performance of the fund) please visit the website of the AMC: www.miraeassetmf.co.in

Distributed by

Follow us on:

Mutual fund investments are subject to market risks, read all scheme related documents carefully.

customercare@miraeasset.com

1800-2090-777 (Toll Free) Mon-Sat: 9 a.m. to 6 p.m.

www.miraeassetmf.co.in

Contact your Financial advisor or Mutual Fund Distributor for details.