

# Mirae Asset Great Consumer Fund

Sectoral/Thematic: An open ended equity scheme following consumption theme.

## SEEK TO INVEST IN INDIA'S FLOURISHING CONSUMER MARKET

Data as on 30th November, 2024



### HERE'S WHY YOU SHOULD CONSIDER INVESTING

- Investment in India's long term consumption themes.
- Flexibility to invest across market capitalisation & styles.
- Consumption is a theme with tremendous growth potential and includes multiple businesses (Illustrative list below).



### INVESTMENT DETAILS

- Allotment Date:** 29<sup>th</sup> March, 2011
- Benchmark:** Nifty India Consumption Index (TRI)
- Net AUM as on 30th November, 2024:** (INR Crs.) 4,156.07

### INVESTMENT FRAMEWORK

- Aims to capture growth from a broad range of sectors that will seek to benefit directly or indirectly from increased consumption led demand in India.
- The Fund is managed using a fundamental, bottom-up approach that aims to identify growth companies which have high return ratios (Return on Equity) and possess sustainable competitive advantage.
- Endeavour to maintain a concentrated portfolio of 30 - 40 stocks across various sectors.

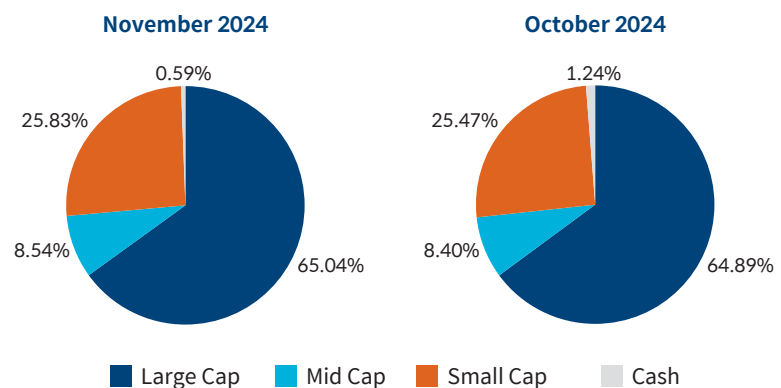
### PORTFOLIO PSYCHOGRAPHICS



#### PORTFOLIO

|                       |        |
|-----------------------|--------|
| No of Stocks (Equity) | 42     |
| Top 10 Stock %        | 46.48% |
| Top 5 Sectors %       | 71.37% |
| Information Ratio     | -0.01  |

### MARKET CAPITALIZATION



## FUND DETAILS



**Fund Manager:** Mr. Ankit Jain (since Oct 2016) and Mr. Siddhant Chhabria (since June 21, 2021)



**SIP Amount:** Monthly and Quarterly: Minimum ₹99/- (multiples of ₹1/- thereafter), minimum 5 in case of Monthly / Quarterly option.



**Minimum Investment Amount:** ₹5,000/- (multiples of ₹1/- thereafter). Minimum Additional Application Amount: ₹1,000/- per application and in multiples of ₹1/- thereafter.



**Plans and options:** Regular Plan and Direct Plan with Growth and Payout of Income Distribution cum Capital Withdrawal option/Reinvestment of Income Distribution cum Capital Withdrawal option.

## IDEAL INVESTOR PROFILE



**Goal:**  
Aim for Wealth Generation



**Investment Time Horizon:**  
5+ years



**Risk Profile:**  
Very High

## PERFORMANCE REPORT

| Period   | Mirae Asset Great Consumer Fund  | Scheme Benchmark* | Additional Benchmark** |
|--|--|-------------------|------------------------|
| Last 1 year  | 23.92%   | 28.60%            | 20.59%                 |
| Last 3 years   | 18.99%   | 19.03%            | 13.28%                 |
| Last 5 years   | 19.82%   | 19.35%            | 15.76%                 |
| Since Inception                                      | 17.67%   | 16.19%            | 12.54%                 |
| Value of Rs. 10000 invested (in Rs.) Since Inception | 92,663   | 77,956            | 50,329                 |
| NAV as on 29th Nov, 2024                             | ₹ 92.663   |                   |                        |
| Index Value 29th Nov, 2024                           | Index Value of Scheme benchmark is 14,338.82 and BSE Sensex (TRI) is 1,23,744.09 |                   |                        |
| Allotment Date                                       | 29th March, 2011   |                   |                        |
| Scheme Benchmark                                     | *Nifty India Consumption Index (TRI)   |                   |                        |
| Additional Benchmark                                 | **BSE Sensex (TRI)   |                   |                        |

Fund manager : Mr. Ankit Jain & Mr. Siddhant Chhabria managing the scheme since October, 2016 & June 21, 2021 respectively.  
Note: Returns for 1 year and below are absolute returns, Returns above 1 year are CAGR- Compounded Annualized Growth returns.  
Latest available NAV has been taken for return calculation wherever applicable

## MARKET OUTLOOK^

- Indian equity markets remained volatile in November 2024, with the Nifty 50 declining by 0.3%, while small caps outperformed, rising 1.8%.
- Sectorally, PSU Banks (+4.5%) and IT (+2.2%) led gains, while Pharma (-2.7%) and Metals (-2.6%) underperformed.
- GDP growth slowed to 5.4% in Q2FY25, impacted by weak government capex, inflation, and monsoon-related disruptions.
- Inflation reached a 14-month high of 6.2%, while GST collections grew 8.5% year on year but showed signs of deceleration.
- A recovery is anticipated in 2H FY25, supported by rural demand, increased government spending, and India's robust long-term growth fundamentals.

### Past Performance may or may not be sustained in future.

Note: For computation of since inception returns (%) the allotment NAV has been taken as ₹ 10.00.

Note:1. Different Plans under the scheme has different expense structure. The reference and details provided here in are of Regular Plan - Growth Option

The performance of the schemes managed by the Fund manager is given below

\*\*Pursuant to Clause 2.7of Part IV of SEBI Master Circular dated June 27, 2024, the universe of "Mid Cap" shall consist of 101st to 250th company,

Large Cap" shall consist of top 100 companies, Small Cap shall consist of 251st and onwards companies in terms of full market capitalization.

Please visit the website for more details: <https://www.miraeassetmf.co.in/downloads/statutory-disclosure/addendum>

**Disclaimer:** Views expressed by the Fund Manager cannot be construed to be a decision to invest. The statements contained herein are based on current views and involve known and unknown risks and uncertainties. Whilst Mirae Asset Investment Managers (India) Private Limited (the AMC) shall have no responsibility/liability whatsoever for the accuracy or any use or reliance thereof of such information. The AMC, its associate or sponsors or group companies, its Directors or employees accept no liability for any loss or damage of any kind resulting out of the use of this document.

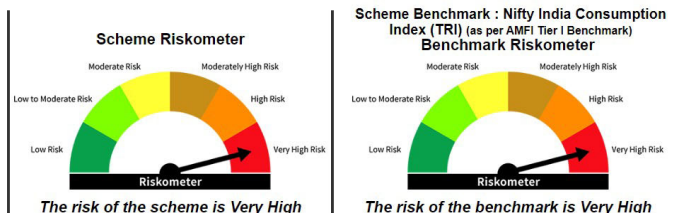
## PRODUCT LABELLING

### Mirae Asset Great Consumer Fund

This product is suitable for investors who are seeking\*

- Long term capital appreciation
- Thematic fund investing in equity & equity related securities of companies benefiting directly or indirectly from consumption led demand in India

\*Investors should consult their financial advisors if they are not clear about the suitability of the product.



## ➔ Performance, Product Label & Riskometer

**Mirae Asset Midcap Fund** - An open ended equity scheme predominantly investing in mid cap stocks

| Period   | Scheme   | Scheme Benchmark* | Additional Benchmark** |
|--|--|-------------------|------------------------|
| Last 1 year  | 29.01%   | 31.68%            | 20.59%                 |
| Last 3 years   | 19.76%   | 23.91%            | 13.28%                 |
| Last 5 years   | 25.79%   | 28.04%            | 15.76%                 |
| Since Inception                                      | 26.50%   | 28.10%            | 16.45%                 |
| Value of Rs. 10000 invested (in Rs.) Since Inception | 35,134   | 37,553            | 22,556                 |
| NAV as on 29th Nov, 2024                             | ₹ 35.134   |                   |                        |
| Index Value 29th Nov, 2024                           | Index Value of Scheme benchmark is 26,436.15 and BSE Sensex (TRI) is 1,23,744.09 |                   |                        |
| Allotment Date                                       | 29th July, 2019  |                   |                        |
| Scheme Benchmark                                     | *Nifty Midcap 150 (TRI)  |                   |                        |
| Additional Benchmark                                 | **BSE Sensex (TRI)   |                   |                        |

Fund manager : Mr. Ankit Jain managing the scheme since 29th July, 2019

Note: Returns for 1 year and below are absolute returns, Returns above 1 year are CAGR- Compounded Annualized Growth returns.

Latest available NAV has been taken for return calculation wherever applicable

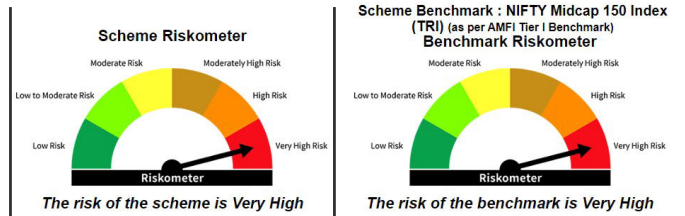
## PRODUCT LABELLING

### Mirae Asset Midcap Fund

This product is suitable for investors who are seeking\*

- To generate long term capital appreciation/income
- Investments predominantly in equity and equity related securities of midcap companies

\*Investors should consult their financial advisors if they are not clear about the suitability of the product.



**Mirae Asset Multicap Fund** - An open-ended equity scheme investing across large cap, mid cap and small cap stocks

| Period   | Scheme  | Scheme Benchmark* | Additional Benchmark** |
|--|---|-------------------|------------------------|
| Last 1 year  | 27.74%  | 29.27%            | 21.27%                 |
| Since Inception                                      | 28.61%  | 31.13%            | 19.93%                 |
| Value of Rs. 10000 invested (in Rs.) Since Inception | 13,798  | 14,134            | 12,612                 |
| NAV as on 29th Nov, 2024                             | ₹ 13.798  |                   |                        |
| Index Value 29th Nov, 2024                           | Index Value of benchmark is 20,603.94 and Nifty 50 Index (TRI) is 35,878.82 |                   |                        |
| Allotment Date                                       | 21st Aug, 2023  |                   |                        |
| Scheme Benchmark                                     | *NIFTY 500 Multicap 50:25:25 (TRI)  |                   |                        |
| Additional Benchmark                                 | **Nifty 50 Index (TRI)  |                   |                        |

Fund manager : Mr. Ankit Jain managing the scheme since 21st August, 2023.

Note: Returns (%) for less than 1 year calculated on simple annualized basis, others are CAGR- Compounded Annualized Growth returns.

Latest available NAV has been taken for return calculation wherever applicable

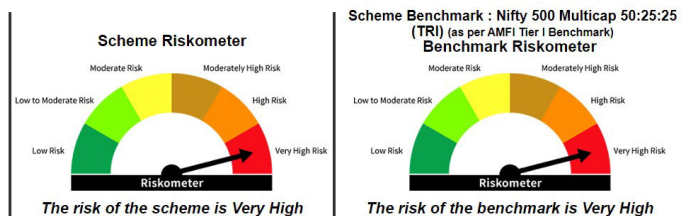
## PRODUCT LABELLING

### Mirae Asset Multicap Fund

This product is suitable for investors who are seeking\*

- To generate long term capital appreciation /income
- Investments predominantly in equity and equity related securities of large cap/mid cap/small cap companies.

\*Investors should consult their financial advisors if they are not clear about the suitability of the product.



## Performance, Product Label & Riskometer

**Mirae Asset Large & Midcap Fund** (formerly known as Mirae Asset Emerging Bluechip Fund) - An open ended equity scheme investing in both large cap and mid cap stocks.

| Period   | Scheme   | Scheme Benchmark* | Additional Benchmark** |
|--|--|-------------------|------------------------|
| Last 1 year  | 25.45%   | 28.54%            | 20.59%                 |
| Last 3 years   | 15.18%   | 19.22%            | 13.28%                 |
| Last 5 years   | 20.71%   | 22.42%            | 15.76%                 |
| Since Inception                                      | 20.49%   | 14.87%            | 12.46%                 |
| Value of Rs. 10000 invested (in Rs.) Since Inception | 1,46,536   | 73,687            | 54,286                 |
| NAV as on 29th Nov, 2024                             | ₹ 146.536  |                   |                        |
| Index Value 29th Nov, 2024                           | Index Value of Scheme benchmark is 20,321.56 and BSE Sensex (TRI) is 1,23,744.09 |                   |                        |
| Allotment Date                                       | 09th July, 2010  |                   |                        |
| Scheme Benchmark                                     | *Nifty Large Midcap 250 Index (TRI)  |                   |                        |
| Additional Benchmark                                 | **BSE Sensex (TRI)   |                   |                        |

Fund managers : Mr. Neelesh Surana managing the scheme since 9th July, 2010 & Mr. Ankit Jain since 31st, January 2019 respectively.

Note: Returns for 1 year and below are absolute returns, Returns above 1 year are CAGR- Compounded Annualized Growth returns.

Latest available NAV has been taken for return calculation wherever applicable

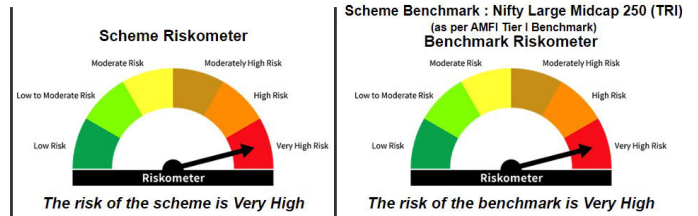
## PRODUCT LABELLING

### Mirae Asset Large & Midcap Fund

This product is suitable for investors who are seeking\*

- Long term capital appreciation
- Large & Mid Cap fund investing atleast 35% in large cap stock & atleast 35% in mid cap stocks

\*Investors should consult their financial advisors if they are not clear about the suitability of the product.



Performance data as on 29th November, 2024

Past Performance may or may not be sustained in future.

Note: For computation of since inception returns (%) the allotment NAV has been taken as ₹10.00.

The performance of other funds managed by the same fund manager is given in the respective page of the schemes

Note: 1. Different Plans under the scheme has different expense structure. The reference and details provided here in are of Regular Plan - Growth Option

Please visit the website for more details: <https://www.miraeassetmf.co.in/downloads/statutory-disclosure/addendum>

For further information about other schemes (product labelling and performance of the fund) please visit the website of the AMC: [www.miraeassetmf.co.in](http://www.miraeassetmf.co.in)

Distributed by

Follow us on:

**Mutual fund investments are subject to market risks, read all scheme related documents carefully.**

[customercare@miraeasset.com](mailto:customercare@miraeasset.com)

1800-2090-777 (Toll Free) Mon-Sat: 9 a.m. to 6 p.m.

[www.miraeassetmf.co.in](http://www.miraeassetmf.co.in)

Contact your Financial advisor or Mutual Fund Distributor for details.