

Mirae Asset ELSS Tax Saver Fund*

formerly known as Mirae Asset Tax Saver Fund

ELSS: An open ended equity linked saving scheme with a statutory lock in of 3 years and tax benefit

**Saved money through deals on shopping online?
BUT HAVE YOU
SAVED TAXES ON YOUR INCOME?**

*Pursuant to notice cum addendum no. 62/2023, the name of schemes of Mirae Asset Mutual Fund has been changed with effect from December 15, 2023.

Data as on 30th September, 2024



HERE'S WHY YOU SHOULD CONSIDER INVESTING



Tax benefit up to ₹1.5 lakhs under Section 80C.



Aim for wealth creation through equities and tax savings in a single portfolio.

INVESTMENT DETAILS



Allotment Date: 28th December, 2015



Benchmark: Tier 1- NIFTY 500 Index (TRI)
Tier 2- NIFTY 200 Index (TRI)



Net AUM as on 30th September, 2024: (INR Cr.) 26,417.64

INVESTMENT FRAMEWORK



Flexibility to invest across market capitalization, theme and investment styles.



Diversified portfolio across stocks and sectors.



Bottoms-up approach: Driven by value investing in growth oriented businesses.

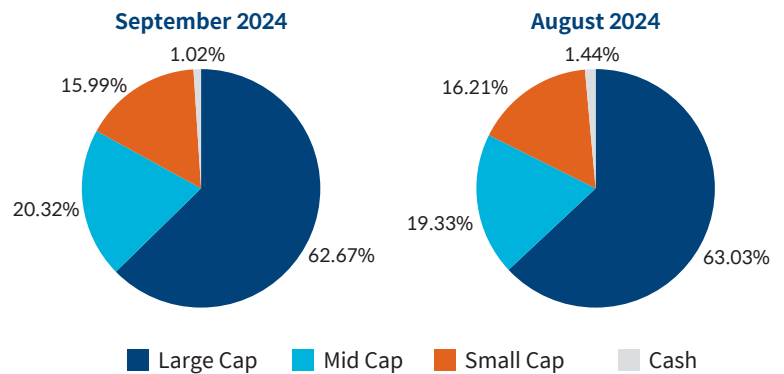
PORTFOLIO PSYCHOGRAPHICS



PORTFOLIO

No of Stocks (Equity)	88
Top 10 Stock %	37.06%
Top 5 Sectors %	49.77%
Information Ratio	-0.59

MARKET CAPITALIZATION



FUND DETAILS



Fund Manager: Mr. Neelesh Surana (since inception)



SIP Amount: Monthly and Quarterly: Minimum of ₹500/- (multiples of ₹500/- thereafter). minimum 5 in case of Monthly / Quarterly option.



Minimum Investment Amount: ₹ 500/- and in multiples of ₹ 500/- thereafter.



Plans and options: Regular Plan and Direct Plan with Growth and Payout of Income Distribution cum Capital Withdrawal option/Reinvestment of Income Distribution cum Capital Withdrawal option.

IDEAL INVESTOR PROFILE



Goal: Aim for tax saving & wealth creation



Investment Time Horizon: 3 Years +



Risk Profile: Very High

PERFORMANCE REPORT

Period	Mirae Asset ELSS Tax Saver Fund	Scheme Benchmark* (Tier 1)	Scheme Benchmark* (Tier 2)	Additional Benchmark**
Last 1 year	38.57%	41.54%	40.41%	29.66%
Last 3 years	16.92%	18.44%	17.43%	13.99%
Last 5 years	22.95%	22.28%	21.11%	18.28%
Since Inception	20.08%	17.13%	16.70%	15.79%
Value of Rs. 10000 invested (in Rs.) Since Inception	49,730	39,987	38,699	36,147
NAV as on 30th Sep, 2024	₹ 49.730			
Index Value 30th Sep, 2024	Index Value of Scheme benchmark is 38,261.39 / 19,267.03 and BSE Sensex (TRI) is 1,30,491.02			
Allotment Date	28th December, 2015			
Scheme Benchmark	*Tier-1-Nifty 500 (TRI) Tier-2-Nifty 200 (TRI)			
Additional Benchmark	**BSE Sensex (TRI)#			

Fund manager : Mr. Neelesh Surana managing the scheme since 28th December, 2015.

Note: Returns for 1 year and below are absolute returns, Returns above 1 year are CAGR- Compounded Annualized Growth returns. Latest available NAV has been taken for return calculation wherever applicable

MARKET OUTLOOK[^]

- In September 2024, the Nifty 50 rose 2.3%, supported by optimism around China's policy stimulus, though a last-day correction trimmed gains.
- Metals led sectoral performance, rising 7%, followed by consumer durables (+6%) and power (+5%), while oil & gas and IT declined 4% and 3%, respectively.
- Globally, Chinese markets rallied (+18%) amid stimulus, while the US Fed's rate cut provided some relief to markets.
- India's macro indicators remained resilient with strong GST collections and moderate inflation.
- Despite rising global uncertainties, India's growth outlook remains intact, supported by strong corporate balance sheets and government capex recovery.

Past Performance may or may not be sustained in future.

Note: For computation of since inception returns (%) the allotment NAV has been taken as ₹ 10.00.

Note:1. Different Plans under the scheme has different expense structure. The reference and details provided here in are of Regular Plan - Growth Option

The performance of the schemes managed by the Fund manager is given below

**Change in name of additional benchmark with effect from June 01, 2024.

**Pursuant to Clause 2.7 of Part IV of SEBI Master Circular dated June 27, 2024. the universe of "Mid Cap" shall consist of 101st to 250th company, Large Cap" shall consist of top 100 companies, Small Cap shall consist of 251st and onwards companies in terms of full market capitalization.

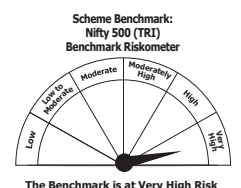
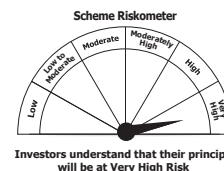
[^]**Disclaimer:** Views expressed by the Fund Manager cannot be construed to be a decision to invest. The statements contained herein are based on current views and involve known and unknown risks and uncertainties. Whilst Mirae Asset Investment Managers (India) Private Limited (the AMC) shall have no responsibility/liability whatsoever for the accuracy or any use or reliance thereof of such information. The AMC, its associate or sponsors or group companies, its Directors or employees accept no liability for any loss or damage of any kind resulting out of the use of this document.

PRODUCT LABELLING

Mirae Asset ELSS Tax Saver Fund is suitable for investors who are seeking*

- Growth of capital over long term
- Invests predominantly in equity and equity related instruments: ELSS with a 3 year lock in period and tax benefits

*Investors should consult their financial advisors, if they are not clear about the suitability of the product.



Performance, Product Label & Riskometer

Mirae Asset Large & Midcap Fund (formerly known as Mirae Asset Emerging Bluechip Fund) – An open ended equity scheme investing in both large cap and mid cap stocks

Period	Scheme	Scheme Benchmark*	Additional Benchmark**
Last 1 year	37.85%	43.54%	29.66%
Last 3 years	16.84%	21.07%	13.99%
Last 5 years	23.87%	25.53%	18.28%
Since Inception	21.26%	15.60%	13.04%
Value of Rs. 10000 invested (in Rs.) Since Inception	1,55,655	78,776	57,246
NAV as on 30th Sep, 2024	₹ 155.655		
Index Value 30th Sep, 2024	Index Value of Scheme benchmark is 21,725.06 and BSE Sensex (TRI) is 1,30,491.02		
Allotment Date	09th July, 2010		
Scheme Benchmark	*Nifty Large Midcap 250 Index (TRI)		
Additional Benchmark	**BSE Sensex (TRI)**		

Fund managers : Mr. Neelesh Surana managing the scheme since 9th July, 2010 & Mr. Ankit Jain since 31st, January 2019 respectively.

Note: Returns for 1 year and below are absolute returns, Returns above 1 year are CAGR- Compounded Annualized Growth returns.

Latest available NAV has been taken for return calculation wherever applicable

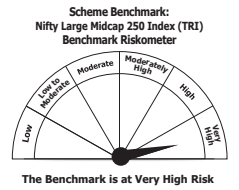
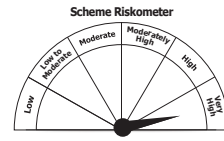
**Change in name of additional benchmark with effect from June 01, 2024.

PRODUCT LABELLING

Mirae Asset Large & Midcap Fund is suitable for investors who are seeking*

- Long term capital Appreciation
- Large & Mid Cap fund investing atleast 35% in large cap stock & atleast 35% in mid cap stocks

*Investors should consult their financial advisors, if they are not clear about the suitability of the product.



Performance data as on 30th September, 2024

Past Performance may or may not be sustained in future.

Note: For computation of since inception returns (%) the allotment NAV has been taken as ₹10.00.

The performance of other funds managed by the same fund manager is given in the respective page of the schemes

Note: 1. Different Plans under the scheme has different expense structure. The reference and details provided here in are of Regular Plan - Growth Option

Please visit the website for more details: <https://www.miraeassetmf.co.in/downloads/statutory-disclosure/addendum>

Distributed by

Follow us on:

Mutual fund investments are subject to market risks, read all scheme related documents carefully.

customercare@miraeasset.com

1800-2090-777 (Toll Free) Mon-Sat: 9 a.m. to 6 p.m.

www.miraeassetmf.co.in

Contact your Financial advisor or Mutual Fund Distributor for details.