

What do you see?

Market volatility or a flock of birds?

#StayCalmStayBalanced

Mirae Asset Balanced Advantage Fund

(An open-ended dynamic asset allocation fund)

Data as on 31st August 2024

Allotment Date: 12th August 2022

Net AUM: ₹ 1,734.82 Cr.

Why Balanced Advantage Fund?

Address High Volatility

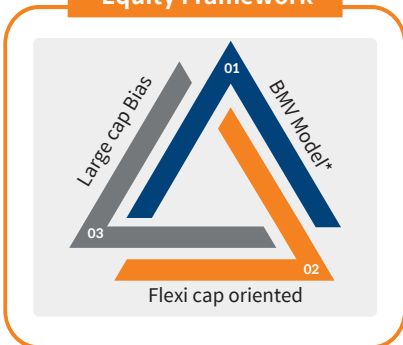
Reduces Allocation Bias

Ensures Continued Participation

Focused on Wealth Creating Potential

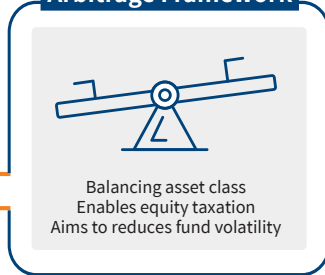
MABAF Framework

Equity Framework

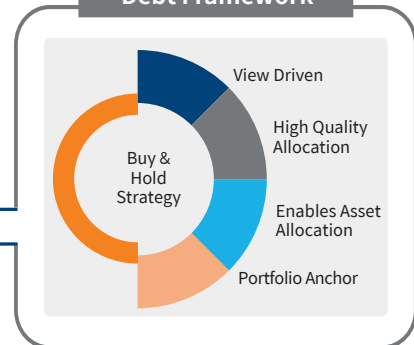


*Business-Management-Valuation

Arbitrage Framework

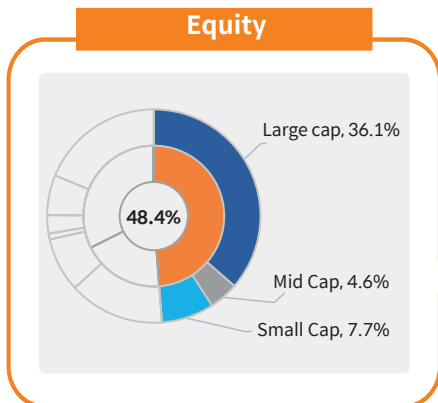


Debt Framework

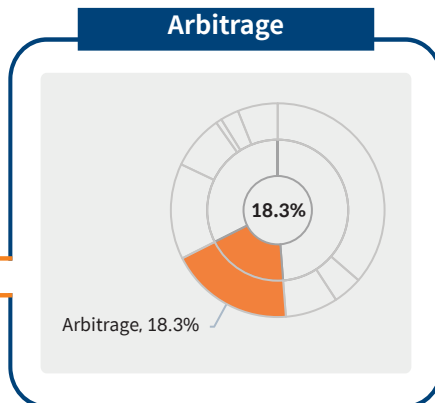


Asset Allocation[^]

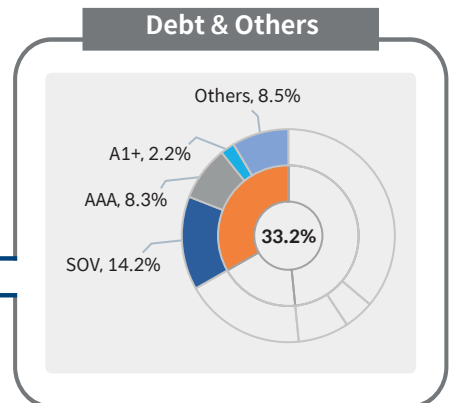
Equity



Arbitrage



Debt & Others



Fund Details



Fund Managers: Equity Portion: Mr. Harshad Borawake (Head of Research & Fund Manager), Debt Portion: Mr. Mahendra Jajoo (CIO Fixed Income)



SIP Amount: Monthly & Quarterly: ₹500/- (multiples of ₹1 thereafter), minimum 5 in case of Monthly / Quarterly.



Minimum Investment Amount: ₹5,000/- and in multiples of ₹1/- thereafter.



Plans Available: Regular Plan & Direct Plan



Load Applicable: Exit load: If redeemed within 1 year of date of allotment: 1% of applicable NAV. If redeemed after 1 year (365 days) from the date of allotment: Nil.

Average Maturity		Debt Ratios	
Upto 1 year	5.89%	Yield to Maturity	6.90%
1-3 years	4.97%	Average Maturity	4.64 Years
3-5 years	1.88%	Modified Duration	3.54 Years
Above 5 years	11.90%	Macaulay Duration	3.69 Years

Performance Report

Period	Mirae Asset Balanced Advantage Fund	Scheme Benchmark*	Additional Benchmark**
Last 1 year	21.95%	20.04%	32.64%
Since Inception	16.44%	14.00%	20.28%
Value of Rs. 10000 invested (in Rs.) Since Inception	13,677	13,095	14,621
NAV as on 31st Aug. 2024	₹13.677		
Index Value 31st Aug. 2024	Index Value of benchmark is 15,619.32 and Nifty 50 Index (TRI) is 37,461.73		
Allotment Date	12th August, 2022		
Scheme Benchmark	*Nifty 50 Hybrid Composite Debt 50:50 Index		
Additional Benchmark	**Nifty 50 Index (TRI)		

Fund manager : Mr. Harshad Borawake & Mr. Mahendra Jajoo both managing the scheme since 12th August, 2022 respectively
 Note: Returns for 1 year and below are absolute returns, Returns above 1 year are CAGR- Compounded Annualized Growth returns.
 Latest available NAV has been taken for return calculation wherever applicable

Past Performance may or may not be sustained in future.

Note: For computation of since inception returns (%) the allotment NAV has been taken as ₹10.00.

Note:1. Different Plans under the scheme has different expense structure. The reference and details provided here in are of Regular Plan - Growth Option.

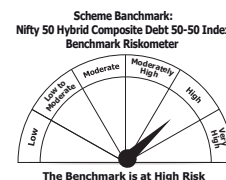
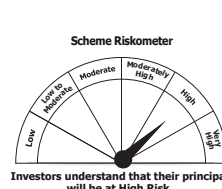
*Pursuant to Clause 2.7of Part IV of SEBI Master Circular dated June 27, 2024, the universe of "Mid Cap" shall consist of 101st to 250th company, Large Cap" shall consist of top 100 companies, Small Cap shall consist of 251st and onwards companies in terms of full market capitalization.

PRODUCT LABELLING

Mirae Asset Balanced Advantage Fund is suitable for investors who are seeking*

- To generate long-term capital appreciation/income
- Investment in equity, equity related securities & debt, money market instruments while managing risk through active allocation

*Investors should consult their financial advisors, if they are not clear about the suitability of the product.



Performance, Product Label & Riskometer

Mirae Asset Multi Asset Allocation Fund – An open-ended scheme investing in equity, debt & money market instruments, Gold ETFs, Silver ETFs and exchange traded commodity derivatives

Period	Scheme	Scheme Benchmark*
6 Months (Annualized)	25.94%	32.01%
Since Inception (Annualized)	23.62%	29.38%
Value of Rs. 10000 invested (in Rs.) Since Inception	11,317	11,622
NAV as on 31st Aug, 2024	₹11.317	
Index Value 31st Aug, 2024	Index Value of benchmark is 116.22	
Allotment Date	31st January, 2024	
Scheme Benchmark	*65% Nifty 500 TRI + 25% Nifty Short Duration Debt Index + 7.5% Domestic Price of Gold + 2.5% Domestic Price of Silver®	

Fund manager : Mr. Harshad Borawake (Equity Portion), Mr. Amit Modani (Debt Portion), Mr. Siddharth Srivastava (Dedicated Fund Manager for Overseas Investments) & Mr. Ritesh Patel (Dedicated Fund Manager for Commodity Investments) managing the scheme since January 31, 2024.

Note: Returns (%) for less than 1 year calculated on simple annualized basis, others are CAGR- Compounded Annualized Growth returns.

Latest available NAV has been taken for return calculation wherever applicable

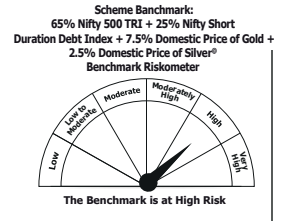
®Pursuant to notice cum addendum no. 32/2024, Benchmark of the scheme has been changed with effect from July 31, 2024. Please visit the website for more details <https://www.miraesetmf.co.in/downloads/statutory-disclosure/addendum>

PRODUCT LABELLING

Mirae Asset Multi Asset Allocation Fund is suitable for investors who are seeking*

- To generate long-term capital appreciation/income
- Investments in equity, debt & money market instruments, Gold ETFs, Silver ETFs and Exchange Traded commodity derivatives

*Investors should consult their financial advisors, if they are not clear about the suitability of the product.



Mirae Asset Aggressive Hybrid Fund – An open ended hybrid scheme investing predominantly in equity and equity related instruments

Period	Scheme	Scheme Benchmark*	Additional Benchmark**
Last 1 year	29.21%	28.40%	28.63%
Last 3 years	13.75%	13.85%	14.15%
Last 5 years	17.14%	17.02%	18.56%
Since Inception	13.61%	13.16%	14.20%
Value of Rs. 10000 invested (in Rs.) Since Inception	31,928	30,790	33,460
NAV as on 31st Aug, 2024	₹31.928		
Index Value 31st Aug, 2024	Index Value of Scheme benchmark is 20,430.31 and BSE Sensex (TRI) is 127,497.28		
Allotment Date	29th July, 2015		
Scheme Benchmark	*CRISIL Hybrid 35+65 -Aggressive Index		
Additional Benchmark	**BSE Sensex (TRI)#		

Fund managers: Mr. Harshad Borawake (Equity Portion) (April 01, 2020), Vrijesh Kasera (Equity Portion) (Since April 01, 2020) & Mr. Mahendra Jajoo (Debt Portion) (since September 08, 2016) respectively.

Note: Returns for 1 year and below are absolute returns, Returns above 1 year are CAGR- Compounded Annualized Growth returns.

Latest available NAV has been taken for return calculation wherever applicable

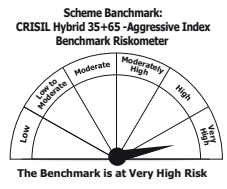
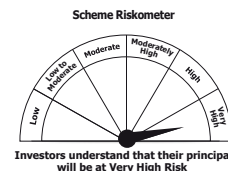
#Change in name of additional benchmark with effect from June 01, 2024.

PRODUCT LABELLING

Mirae Asset Aggressive Hybrid Fund is suitable for investors who are seeking*

- Capital appreciation along with current income over long term
- Aggressive hybrid fund investing predominantly in equities & equity related instruments with balance exposure to debt & money market instruments

*Investors should consult their financial advisors, if they are not clear about the suitability of the product.



Performance, Product Label & Riskometer

Mirae Asset Equity Savings Fund – An open ended scheme investing in equity, arbitrage and debt

Period	Scheme	Scheme Benchmark*	Additional Benchmark**
Last 1 year	18.44%	16.29%	8.84%
Last 3 years	10.40%	9.27%	5.05%
Last 5 years	13.13%	10.97%	5.29%
Since Inception	12.24%	10.47%	6.42%
Value of Rs. 10000 invested (in Rs.) Since Inception	19,333	17,654	14,264
NAV as on 31st Aug, 2024	₹19.333		
Index Value 31st Aug, 2024	Index Value of Scheme benchmark is 5,996.54 and CRISIL 10 Year Gilt Index is 4,741.75		
Allotment Date	17th Dec, 2018		
Scheme Benchmark	*Nifty Equity Savings Index		
Additional Benchmark	**CRISIL 10 Year Gilt Index		

Fund managers : Mr. Harshad Borawake (since October 12, 2019), Mr. Vrijesh Kasera (since October 12, 2019), Ms. Bharti Sawant (since December 28, 2020) and Mr. Mahendra Jajoo (Debt Portion) (since December 18, 2018) respectively.

Note: Returns for 1 year and below are absolute returns, Returns above 1 year are CAGR- Compounded Annualized Growth returns.

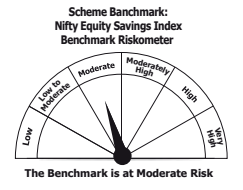
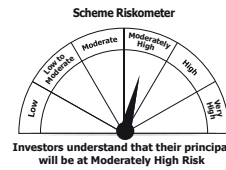
Latest available NAV has been taken for return calculation wherever applicable

PRODUCT LABELLING

Mirae Asset Equity Savings Fund is suitable for investors who are seeking*

- Capital appreciation and income distribution
- Investment in equity and equity related instruments, arbitrage opportunities and debt & money market instruments

*Investors should consult their financial advisors, if they are not clear about the suitability of the product.



Mirae Asset Nifty SDL June 2028 Index Fund – An open-ended target maturity Index Fund investing in the constituents of Nifty SDL June 2028 Index. A scheme with relatively high interest rate risk and relatively low credit risk

Period	Scheme	Scheme Benchmark*	Additional Benchmark**
Last 1 year	8.11%	8.81%	8.84%
Since Inception	7.82%	8.48%	8.93%
Value of Rs. 10000 invested (in Rs.) Since Inception	11,129	11,228	11,293
NAV as on 31st Aug, 2024	₹11.129		
Index Value 31st Aug, 2024	Index Value of benchmark is 1,134.03 and CRISIL 10 Year Gilt Index is 4,741.75		
Allotment Date	31st March, 2023		
Scheme Benchmark	*Nifty SDL June 2028 Index		
Additional Benchmark	**CRISIL 10 Year Gilt Index		

Fund manager : Mr. Mahendra Jajoo managing the scheme since 31st March, 2023.

Note: Returns for 1 year and below are absolute returns, Returns above 1 year are CAGR- Compounded Annualized Growth returns.

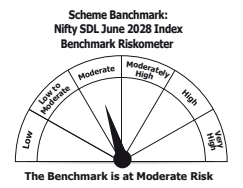
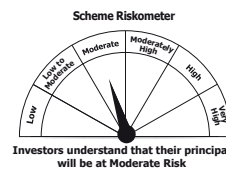
Latest available NAV has been taken for return calculation wherever applicable

PRODUCT LABELLING

Mirae Asset Nifty SDL June 2028 Index Fund is suitable for investors who are seeking*

- Income over long term
- Investment in securities in line with Nifty SDL June 2028 Index to generate comparable returns subject to tracking errors

*Investors should consult their financial advisors, if they are not clear about the suitability of the product.



Performance data as on 31st August, 2024

Past Performance may or may not be sustained in future.

Note: For computation of since inception returns (%) the allotment NAV has been taken as ₹10.00.

The performance of other funds managed by the same fund manager is given in the respective page of the schemes

Note: 1. Different Plans under the scheme has different expense structure. The reference and details provided here in are of Regular Plan - Growth Option

Please visit the website for more details: <https://www.miraeassetmf.co.in/downloads/statutory-disclosure/addendum>

For further information about other schemes (product labelling and performance of the fund) please visit the website of the AMC: www.miraeassetmf.co.in

Distributed by


Follow us on     

Please consult your financial advisor or mutual fund distributor for more details.

Mutual Fund investments are subject to market risks, read all scheme related documents carefully.

 1800-2090-777 (Toll Free) Mon-Sat: 9 am-6 pm

 customercare@miraeasset.com

 Contact your financial advisor or mutual fund distributor for details